

**AGP2016**  
ABOVE GROUND POOLS

INTERNATIONAL  
Intex Development Co., Ltd.  
9th Floor, Dah Sing Financial Centre,  
108 Gloucester Road, Wanchai,  
Hong Kong  
Tel: (852) 2827-0000  
Fax: (852) 2311-8200  
E-mail: info@intexdevelopment.com  
Web: www.intexdevelopment.com

USA  
Intex Recreation Corp.  
P.O. Box 1440  
Long Beach, CA 90801-1440  
USA  
Tel: (310) 549-5400  
Fax: (310) 513-6905  
Web: www.intexcorp.com

EUROPE  
Intex Trading B.V.  
Venneveld 9,  
4705 RR Roosendaal,  
The Netherlands  
Tel: (31) 165-593920  
Fax: (31) 165-593969  
E-mail: info@intexcorp.nl  
Web: www.intexcorp.nl

Intex Trading s.r.o.  
Benešovská 23  
101 00 Praha 10  
Czech Republic  
Tel: (420) 267 312 645  
Fax: (420) 267 312 552  
E-mail: info@intexcorp.cz  
Web: www.intexdevelopment.com

Unitex Service (France) S.A.S.  
Z.A. de Milleure Bois du Ban – N°4  
71480 LE MIROIR, France  
Tel: (33) 385 75 64 64  
Fax: (33) 385 75 64 65  
E-mail: info@intexcorp.com.fr  
Web: www.intex.fr

**INTEX®**

©2015 Intex Marketing Ltd. - Intex Development Co., Ltd. - Intex Trading Ltd. - Intex Recreation Corp. All rights reserved. • Printed in China  
®™ Trademarks used in some countries of the world under license from Intex Marketing Ltd. to Intex Trading Ltd., Intex Development Co., Ltd.,  
G.P.O Box 28829, Hong Kong, and Intex Recreation Corp., P.O. Box 1440, Long Beach, CA 90801.



**INTEX®**

2016  
**AGP**  
ABOVE GROUND POOLS







## INTRODUCTION

The Intex Family of companies is dedicated to developing and manufacturing the highest quality products that not only provide the best value in price, but are innovative, fun and exciting. Backed by excellent Customer Service, Intex also provides first-rate after sales support. The 100+ independently owned and locally operated companies that make up the Intex Family, all embrace this commitment to quality, service and price and are committed to working together to ensure the satisfaction of the families and individuals across the globe who enjoy these products. This has become the hallmark of Intex around the world.

As a true industry leader, Intex boasts state of the art factories, trained and motivated people, products that meet rigorous testing requirements, and a Customer Service organization that will go extra lengths to ensure our customers are satisfied and happy with their purchases.

When you purchase an Intex product you can be confident that you are buying the best product, at the best price, backed by the best Customer Service organization in the industry.

# 2016

Intex is committed to delivering top quality products at a great value with the backing of a responsive Customer Service organization. Our above ground pool line begins with our world famous Easy Set® pools that are great for families purchasing their first pool, to our deluxe Ultra Frame™ pools that are beautiful, incredibly strong and large enough for the whole neighborhood to swim in! And no pool is complete without accessories. That's why Intex provides a full line, including sand filters, saltwater systems, filter pumps, cartridges and much more that will extend your customers' swimming season and keep them coming back for more. Ask your Intex representative for any of our product catalogs – we are confident that you will agree that Intex's product line-up is unmatched in meeting your needs.





## THE LEADER IN ABOVE GROUND POOLS

INTEX PROVIDES THE BROADEST, MOST INNOVATIVE LINE OF ABOVE GROUND POOLS IN THE WORLD.



### EASY SET® POOLS

Some of the easiest family & friend-size pools in the world to set up and enjoy! A fantastic value as well as the perfect pool for young families.

06



### SMALL FRAME POOLS

The perfect pools for younger children and small yards. Easy to assemble, easy to manage. Available in multiple sizes and fun colors.

12



### METAL FRAME POOLS

The "classic" backyard line of pools. Built with solid, yet easy to assemble frames, these pools come in a broad range of sizes. Great for families, friends, and the whole neighborhood!

14



### OVAL FRAME POOLS

The ideal blend of Easy Set® and Metal Frame Pool! Convenience in a shape that fits longer, narrower yards. Perfect for laps and volleyball.

16



### ULTRA FRAME™ POOLS

These pools are the ultimate: big, beautiful, elegant and easy to set up and maintain. Their unique frame design makes them even stronger than standard Metal Frame Pools – built to enjoy and impress!

18



### GRAPHITE PANEL POOL™

Dress up your backyard with our beautiful Graphite Panel Pool™. This easy to assemble extruded panel system wraps around your Metal Frame Pool, adding beauty and elegance to your backyard landscape.

22



### KRYSTAL CLEAR™ POOLWATER SYSTEMS

Intex's line of above ground pool cleaning systems are the most innovative and broadest in the market. It keeps pool water clean and fresh all summer long.

24



### POOL ACCESSORIES

From pool maintenance kits to ground cloths and pool covers, these accessories help make owning a pool easy and convenient.

34



### LED LIGHTS

LED lights are easy to use and let you enjoy your pool at night.


48





## PERFECT STARTER POOL!

Are the kids ready for their first "big" pool? Intex has the answer: this unique, perfectly sized Easy Set® pool is super-easy for parents to set up, and just the right size for younger kids to enjoy their first "big person" pool! Available in a bold aqua color.



Puncture-resistant 3-ply material

English/Spanish and multi-language international packaging available

**6' x 20" (1.83m x 51cm)**  
Approximate set-up size

|                                      | CASE PACK  | CASE WEIGHT                   |
|--------------------------------------|------------|-------------------------------|
| 28101NP                              | 2 ea 1 box | 14.7 lb (6.7 kg)              |
| 28101EH                              | 2 ea 1 box | 19.1 lb (8.7 kg)              |
| Water Capacity (80%): 234 gal (886L) |            | Ready for Water in 10 Minutes |

## OCEAN REEF EASY SET® POOL



Easy Set® Pools: 6+

## AQUARIUM IN THE BACKYARD!

Our Ocean Reef Easy Set® pool uses a photo-realistic printing technology that makes it irresistible for kids who want to swim in a life-size aquarium. This photo-like pool will add visual interest to the backyard for many summers. Available in two sizes.

English/Spanish and multi-language international packaging available

**10' x 30" (3.05m x 76cm)**  
Approximate set-up size

|                                          | VOLTAGE           | FILTER PUMP      | CASE PACK                     | CASE WEIGHT       |
|------------------------------------------|-------------------|------------------|-------------------------------|-------------------|
| 28124NP                                  | -                 | -                | 1 ea 1 box                    | 17.9 lb (8.2 kg)  |
| 28124EH                                  | -                 | -                | 1 ea 1 box                    | 19.8 lb (9.0 kg)  |
| 28125                                    | 110-120V          | 330 gal (1,250L) | 1 ea 1 box                    | 22.4 lb (10.2 kg) |
| 28125EH                                  | 110-120V (W/GFCI) | 330 gal (1,250L) | 1 ea 1 box                    | 24.6 lb (11.2 kg) |
| 28126NP                                  | 220-240V          | 330 gal (1,250L) | 1 ea 1 box                    | 22.2 lb (10.1 kg) |
| 28126GN                                  | 12V               | 330 gal (1,250L) | 1 ea 1 box                    | 24.0 lb (10.9 kg) |
| Water Capacity (80%): 1,018 gal (3,853L) |                   |                  | Ready for Water in 10 Minutes |                   |

**12' x 30" (3.66m x 76cm)**  
Approximate set-up size

|                                          | VOLTAGE           | FILTER PUMP      | CASE PACK                     | CASE WEIGHT       |
|------------------------------------------|-------------------|------------------|-------------------------------|-------------------|
| 28135                                    | 110-120V          | 530 gal (2,006L) | 1 ea 1 box                    | 30.5 lb (13.9 kg) |
| 28135EH                                  | 110-120V (W/GFCI) | 530 gal (2,006L) | 1 ea 1 box                    | 32.8 lb (14.9 kg) |
| 28136NP                                  | 220-240V          | 530 gal (2,006L) | 1 ea 1 box                    | 30.5 lb (13.9 kg) |
| 28136GN                                  | 12V               | 600 gal (2,271L) | 1 ea 1 box                    | 33.7 lb (15.3 kg) |
| Water Capacity (80%): 1,485 gal (5,621L) |                   |                  | Ready for Water in 10 Minutes |                   |






## EASY ASSEMBLY!

These are the pools that revolutionized the industry, allowing millions of families to enjoy backyard swimming. Nobody has built more of them, or understands them better than Intex.

Incredibly easy to assemble, easy to maintain, and fun to own, Intex's broad line of Easy Set® pools include a range of accessories that will enhance your customers' pool ownership experience, and keep them coming back for years.



The 330 gal (1,250L) cartridge filter pump is included in 8' (2.44m) to 10' (3.05m) Easy Set® pool sets and keeps pools fresh and clean all summer!



Puncture-resistant 3-ply material



English/Spanish and multi-language international packaging available

### 8' x 30" (2.44m x 76cm) Approximate set-up size

|                           | VOLTAGE           | FILTER PUMP      | CASE PACK  | CASE WEIGHT      |
|---------------------------|-------------------|------------------|------------|------------------|
| <b>NEW SHAPE!</b> 28110NP | -                 | -                | 1 ea 1 box | 13.2 lb (6.0 kg) |
| <b>NEW SHAPE!</b> 28110EH | -                 | -                | 1 ea 1 box | 15.1 lb (6.9 kg) |
| <b>NEW SHAPE!</b> 28111   | 110-120V          | 330 gal (1,250L) | 1 ea 1 box | 17.6 lb (8.0 kg) |
| <b>NEW SHAPE!</b> 28111EH | 110-120V (W/GFCI) | 330 gal (1,250L) | 1 ea 1 box | 19.7 lb (9.0 kg) |
| <b>NEW SHAPE!</b> 28112NP | 220-240V          | 330 gal (1,250L) | 1 ea 1 box | 17.4 lb (7.9 kg) |
| <b>NEW SHAPE!</b> 28112GN | 12V               | 330 gal (1,250L) | 1 ea 1 box | 19.1 lb (8.7 kg) |

Water Capacity (80%): 639 gal (2,419L)

Ready for Water in 10 Minutes

### 10' x 30" (3.05m x 76cm) Approximate set-up size

|                           | VOLTAGE           | FILTER PUMP      | CASE PACK  | CASE WEIGHT       |
|---------------------------|-------------------|------------------|------------|-------------------|
| <b>NEW SHAPE!</b> 28120NP | -                 | -                | 1 ea 1 box | 17.7 lb (8.1 kg)  |
| <b>NEW SHAPE!</b> 28120EH | -                 | -                | 1 ea 1 box | 19.6 lb (8.9 kg)  |
| <b>NEW SHAPE!</b> 28121   | 110-120V          | 330 gal (1,250L) | 1 ea 1 box | 22.4 lb (10.2 kg) |
| <b>NEW SHAPE!</b> 28121EH | 110-120V (W/GFCI) | 330 gal (1,250L) | 1 ea 1 box | 24.4 lb (11.1 kg) |
| <b>NEW SHAPE!</b> 28122NP | 220-240V          | 330 gal (1,250L) | 1 ea 1 box | 22.0 lb (10.0 kg) |
| <b>NEW SHAPE!</b> 28122GN | 12V               | 330 gal (1,250L) | 1 ea 1 box | 23.9 lb (10.9 kg) |

Water Capacity (80%): 1,018 gal (3,853L)


Ready for Water in 10 Minutes





## EXPERIENCE THE ULTIMATE SUMMER

Make a splash all summer long with the Intex Easy Set® with your family and friends in your own backyard!



Puncture-resistant 3-ply material

English/Spanish and multi-language international packaging available

### 12' x 30" (3.66m x 76cm) Approximate set-up size

|         | VOLTAGE           | FILTER PUMP      | CASE PACK  | CASE WEIGHT       |
|---------|-------------------|------------------|------------|-------------------|
| 28130NP | -                 | -                | 1 ea 1 box | 24.9 lb (11.3 kg) |
| 28130EH | -                 | -                | 1 ea 1 box | 26.6 lb (12.1 kg) |
| 28131   | 110-120V          | 530 gal (2,006L) | 1 ea 1 box | 30.5 lb (13.9 kg) |
| 28131EH | 110-120V (W/GFCI) | 530 gal (2,006L) | 1 ea 1 box | 32.8 lb (14.9 kg) |
| 28132NP | 220-240V          | 530 gal (2,006L) | 1 ea 1 box | 30.5 lb (13.9 kg) |
| 28132GN | 12V               | 600 gal (2,271L) | 1 ea 1 box | 33.7 lb (15.3 kg) |

Water Capacity (80%): 1,485 gal (5,621L) Ready for Water in 10 Minutes

### 13' x 33" (3.96m x 84cm) Approximate set-up size

|                     | VOLTAGE           | FILTER PUMP      | CASE PACK  | CASE WEIGHT       |
|---------------------|-------------------|------------------|------------|-------------------|
| <b>NEW!</b> 28143NP | -                 | -                | 1 ea 1 box | 31.2 lb (14.2 kg) |
| <b>NEW!</b> 28143EH | -                 | -                | 1 ea 1 box | 33.0 lb (15.0 kg) |
| <b>NEW!</b> 28141   | 110-120V          | 530 gal (2,006L) | 1 ea 1 box | 37.4 lb (17.0 kg) |
| <b>NEW!</b> 28141EH | 110-120V (W/GFCI) | 530 gal (2,006L) | 1 ea 1 box | 38.7 lb (17.6 kg) |
| <b>NEW!</b> 28142NP | 220-240V          | 530 gal (2,006L) | 1 ea 1 box | 36.7 lb (16.7 kg) |
| <b>NEW!</b> 28142GN | 12V               | 600 gal (2,271L) | 1 ea 1 box | 40.0 lb (18.2 kg) |

Water Capacity (80%): 1,926 gal (7,290L) Ready for Water in 10 Minutes

Easy Set® Pools: 6+

## INTEX EASY SET® POOLS COME IN THE MOST POPULAR HEIGHTS!

Intex Easy Set® extensive line of pools offers a selection of heights that grow with your family. Choose the right size that best fits your family or your backyard, for a summer to remember!

### 15' x 33" (4.57m x 84cm) Approximate set-up size

|                     | VOLTAGE           | FILTER PUMP       | LADDER | GROUND CLOTH | POOL COVER | CASE PACK  | CASE WEIGHT       |
|---------------------|-------------------|-------------------|--------|--------------|------------|------------|-------------------|
| <b>NEW!</b> 28156NP | -                 | -                 | -      | -            | -          | 1 ea 1 box | 40.7 lb (18.5 kg) |
| <b>NEW!</b> 28156EH | -                 | -                 | -      | -            | -          | 1 ea 1 box | 40.9 lb (18.6 kg) |
| <b>NEW!</b> 28157   | 110-120V          | 530 gal (2,006L)  | -      | -            | -          | 1 ea 1 box | 48.2 lb (21.9 kg) |
| <b>NEW!</b> 28157EH | 110-120V (W/GFCI) | 530 gal (2,006L)  | -      | -            | -          | 1 ea 1 box | 48.6 lb (22.1 kg) |
| <b>NEW!</b> 28158NP | 220-240V          | 530 gal (2,006L)  | -      | -            | -          | 1 ea 1 box | 46.4 lb (21.1 kg) |
| <b>NEW!</b> 28158GN | 12V               | 600 gal (2,271L)  | -      | -            | -          | 1 ea 1 box | 49.7 lb (22.6 kg) |
| <b>NEW!</b> 28180NP | 220-240V          | 530 gal (2,006L)) | ●      | ●            | ●          | 1 ea 1 box | 78.2 lb (35.6 kg) |
| <b>NEW!</b> 28180GN | 12V               | 600 gal (2,271L)  | ●      | ●            | ●          | 1 ea 1 box | 81.8 lb (37.2 kg) |

Water Capacity (80%): 2,587 gal (9,792L) Ready for Water in 15 Minutes

### 15' x 42" (4.57m x 1.07m) Approximate set-up size

|                          | VOLTAGE           | FILTER PUMP        | LADDER | SAFETY LADDER | GROUND CLOTH | POOL COVER | CASE PACK  | CASE WEIGHT       |
|--------------------------|-------------------|--------------------|--------|---------------|--------------|------------|------------|-------------------|
| 28165EH                  | 110-120V (W/GFCI) | 1,000 gal (3,785L) | ●      | -             | ●            | ●          | 1 ea 1 box | 90.6 lb (41.2 kg) |
| <b>IMPROVED!</b> 28166NP | 220-240V          | 1,000 gal (3,785L) | -      | ●             | ●            | ●          | 1 ea 1 box | 92.4 lb (42.0 kg) |
| <b>IMPROVED!</b> 28166GN | 12V               | 900 gal (3,407L)   | -      | ●             | ●            | ●          | 1 ea 1 box | 96.6 lb (43.9 kg) |

Water Capacity (80%): 3,284 gal (12,430L) Ready for Water in 15 Minutes

### 15' x 48" (4.57m x 1.22m) Approximate set-up size

|                          | VOLTAGE           | FILTER PUMP        | LADDER | SAFETY LADDER | GROUND CLOTH | POOL COVER | CASE PACK  | CASE WEIGHT        |
|--------------------------|-------------------|--------------------|--------|---------------|--------------|------------|------------|--------------------|
| 28167EH                  | 110-120V (W/GFCI) | 1,000 gal (3,785L) | ●      | -             | ●            | ●          | 1 ea 1 box | 98.3 lb (44.7 kg)  |
| <b>IMPROVED!</b> 28168NP | 220-240V          | 1,000 gal (3,785L) | -      | ●             | ●            | ●          | 1 ea 1 box | 100.8 lb (45.8 kg) |
| <b>IMPROVED!</b> 28168GN | 12V               | 900 gal (3,407L)   | -      | ●             | ●            | ●          | 1 ea 1 box | 105.2 lb (47.8 kg) |

Water Capacity (80%): 3,736 gal (14,141L) Ready for Water in 15 Minutes

### 18' x 48" (5.49m x 1.22m) Approximate set-up size

|                          | VOLTAGE           | FILTER PUMP        | LADDER | SAFETY LADDER | GROUND CLOTH | POOL COVER | CASE PACK  | CASE WEIGHT        |
|--------------------------|-------------------|--------------------|--------|---------------|--------------|------------|------------|--------------------|
| 28175EH                  | 110-120V (W/GFCI) | 1,500 gal (5,678L) | ●      | -             | ●            | ●          | 1 ea 1 box | 136.0 lb (61.8 kg) |
| <b>IMPROVED!</b> 28176NP | 220-240V          | 1,500 gal (5,678L) | -      | ●             | ●            | ●          | 1 ea 1 box | 138.2 lb (62.8 kg) |
| <b>IMPROVED!</b> 28176GN | 12V               | 1,500 gal (5,678L) | -      | ●             | ●            | ●          | 1 ea 1 box | 144.8 lb (65.8 kg) |

Water Capacity (80%): 5,455 gal (20,647L) Ready for Water in 30 Minutes





# SMALL FRAME POOLS

## MINI FRAME™ POOLS

Looking for that first frame pool for growing children? Intex's Mini Frame™ pools are the perfect solution! These colorful, easy to assemble, sturdy pools are an ideal size and depth for younger children. Available in aqua and green colors.



#57172

English and multi-language international packaging available

4' x 4' x 12" (1.22m x 1.22m x 30cm)  
Approximate set-up size

|                                     | CASE PACK  | CASE WEIGHT                   |
|-------------------------------------|------------|-------------------------------|
| <b>NEW COLOR!</b> 57172NP / EP      | 3 ea 1 box | 32.5 lb (14.8 kg)             |
| 57173NP / EP                        | 3 ea 1 box | 32.5 lb (14.8 kg)             |
| Water Capacity (80%): 89 gal (337L) |            | Ready for Water in 10 Minutes |




#57173



## RECTANGULAR FRAME POOLS



Rectangular Frame pools are not only easy to set up but are fun for the whole family!



Puncture-resistant  
3-ply material

English and multi-language international packaging available

|         | APPROXIMATE SET-UP SIZE                                             | WATER CAPACITY (90%) | READY FOR WATER IN | CASE PACK  | CASE WEIGHT       |
|---------|---------------------------------------------------------------------|----------------------|--------------------|------------|-------------------|
| 28270NP | 86 $\frac{1}{2}$ " x 59" x 23 $\frac{1}{2}$ " (2.2m x 1.5m x 60cm)  | 439 gal (1,662L)     | 30 Minutes         | 1 ea 1 box | 33.9 lb (15.4 kg) |
| 28271NP | 102 $\frac{1}{2}$ " x 63" x 25 $\frac{1}{2}$ " (2.6m x 1.6m x 65cm) | 603 gal (2,282L)     | 30 Minutes         | 1 ea 1 box | 38.5 lb (17.5 kg) |
| 28272NP | 118" x 78 $\frac{1}{4}$ " x 29 $\frac{1}{2}$ " (3.0m x 2.0m x 75cm) | 1,013 gal (3,834L)   | 30 Minutes         | 1 ea 1 box | 45.5 lb (20.7 kg) |
| 28273NP | 177 $\frac{1}{4}$ " x 86 $\frac{1}{2}$ " x 33" (4.5m x 2.2m x 84cm) | 1,883 gal (7,127L)   | 30 Minutes         | 1 ea 1 box | 86.2 lb (39.2 kg) |



# METAL FRAME POOLS


## FROM STARTER POOLS TO POOLS BIG ENOUGH FOR THE WHOLE FAMILY AND NEIGHBORHOOD!

Beautiful, easy-to-assemble, durable, and designed for years of family and neighborhood fun, Metal Frame pools have become a backyard classic. And Intex Metal Frame pools are the best in class. Nobody offers consumers more Metal Frame pools than Intex. From our 10' (3.05m) starter pool, which is great for a family's first pool and perfect for smaller children, to our huge 24' (7.32m) pool which can hold all the neighbors' kids, there is an Intex Metal Frame pool for every family and for every occasion!



## NOTHING BEATS AN INTEX METAL FRAME POOL

This line of "classics" is broad enough to meet virtually any family's requirements: from beginning swimmers to neighborhood-size holiday parties!



Puncture-resistant 3-ply material



Frame Pools: 6+

English/Spanish and multi-language international packaging available



### 10' x 30" (3.05m x 76cm) Approximate set-up size

|         | VOLTAGE           | FILTER PUMP      | CASE PACK  | CASE WEIGHT       |
|---------|-------------------|------------------|------------|-------------------|
| 28200NP | -                 | -                | 1 ea 1 box | 37.8 lb (17.2 kg) |
| 28200EH | -                 | -                | 1 ea 1 box | 39.6 lb (18.0 kg) |
| 28201   | 110-120V          | 330 gal (1,250L) | 1 ea 1 box | 41.8 lb (19.0 kg) |
| 28201EH | 110-120V (W/GFCI) | 330 gal (1,250L) | 1 ea 1 box | 43.8 lb (19.9 kg) |
| 28202NP | 220-240V          | 330 gal (1,250L) | 1 ea 1 box | 41.6 lb (18.9 kg) |
| 28202GN | 12V               | 330 gal (1,250L) | 1 ea 1 box | 43.3 lb (19.7 kg) |

Water Capacity (90%): 1,185 gal (4,485L)

Ready for Water in 30 Minutes

### 12' x 30" (3.66m x 76cm) Approximate set-up size

|         | VOLTAGE           | FILTER PUMP      | CASE PACK  | CASE WEIGHT       |
|---------|-------------------|------------------|------------|-------------------|
| 28210NP | -                 | -                | 1 ea 1 box | 48.6 lb (22.1 kg) |
| 28210EH | -                 | -                | 1 ea 1 box | 50.4 lb (22.9 kg) |
| 28211   | 110-120V          | 530 gal (2,006L) | 1 ea 1 box | 54.1 lb (24.6 kg) |
| 28211EH | 110-120V (W/GFCI) | 530 gal (2,006L) | 1 ea 1 box | 55.7 lb (25.3 kg) |
| 28212NP | 220-240V          | 530 gal (2,006L) | 1 ea 1 box | 53.9 lb (24.5 kg) |
| 28212GN | 12V               | 600 gal (2,271L) | 1 ea 1 box | 57.2 lb (26.0 kg) |

Water Capacity (90%): 1,718 gal (6,503L)

Ready for Water in 30 Minutes

### 15' x 33" (4.57m x 84cm) Approximate set-up size

|                     | VOLTAGE  | FILTER PUMP      | LADDER | GROUND CLOTH | POOL COVER | CASE PACK  | CASE WEIGHT        |
|---------------------|----------|------------------|--------|--------------|------------|------------|--------------------|
| <b>NEW!</b> 28228NP | 220-240V | 530 gal (2,006L) | ●      | ●            | ●          | 1 ea 1 box | 117.7 lb (53.5 kg) |
| <b>NEW!</b> 28228GN | 12V      | 600 gal (2,271L) | ●      | ●            | ●          | 1 ea 1 box | 121.0 lb (55.0 kg) |

Water Capacity (90%): 2,992 gal (11,325L)

Ready for Water in 45 Minutes

### 15' x 42" (4.57m x 1.07m) Approximate set-up size

|                          | VOLTAGE           | FILTER PUMP        | LADDER | SAFETY LADDER | GROUND CLOTH | POOL COVER | CASE PACK  | CASE WEIGHT        |
|--------------------------|-------------------|--------------------|--------|---------------|--------------|------------|------------|--------------------|
| 28233EH                  | 110-120V (W/GFCI) | 1,000 gal (3,785L) | ●      | -             | ●            | ●          | 1 ea 1 box | 134.6 lb (61.2 kg) |
| <b>IMPROVED!</b> 28234NP | 220-240V          | 1,000 gal (3,785L) | -      | ●             | ●            | ●          | 1 ea 1 box | 135.7 lb (61.7 kg) |
| <b>IMPROVED!</b> 28234GN | 12V               | 900 gal (3,407L)   | -      | ●             | ●            | ●          | 1 ea 1 box | 139.9 lb (63.6 kg) |

Water Capacity (90%): 3,861 gal (14,614L)

Ready for Water in 45 Minutes

### 15' x 48" (4.57m x 1.22m) Approximate set-up size

|                          | VOLTAGE           | FILTER PUMP        | LADDER | SAFETY LADDER | GROUND CLOTH | POOL COVER | CASE PACK  | CASE WEIGHT        |
|--------------------------|-------------------|--------------------|--------|---------------|--------------|------------|------------|--------------------|
| 28235EH                  | 110-120V (W/GFCI) | 1,000 gal (3,785L) | ●      | -             | ●            | ●          | 1 ea 1 box | 146.5 lb (66.6 kg) |
| <b>IMPROVED!</b> 28236NP | 220-240V          | 1,000 gal (3,785L) | -      | ●             | ●            | ●          | 1 ea 1 box | 148.5 lb (67.5 kg) |
| <b>IMPROVED!</b> 28236GN | 12V               | 900 gal (3,407L)   | -      | ●             | ●            | ●          | 1 ea 1 box | 152.9 lb (69.5 kg) |

Water Capacity (90%): 4,440 gal (16,805L)

Ready for Water in 45 Minutes

### 18' x 48" (5.49m x 1.22m) Approximate set-up size

|                          | VOLTAGE           | FILTER PUMP        | LADDER | SAFETY LADDER | GROUND CLOTH | POOL COVER | CASE PACK  | CASE WEIGHT        |
|--------------------------|-------------------|--------------------|--------|---------------|--------------|------------|------------|--------------------|
| 28251EH                  | 110-120V (W/GFCI) | 1,500 gal (5,678L) | ●      | -             | ●            | ●          | 1 ea 1 box | 198.2 lb (90.1 kg) |
| <b>IMPROVED!</b> 28252NP | 220-240V          | 1,500 gal (5,678L) | -      | ●             | ●            | ●          | 1 ea 1 box | 200.4 lb (91.1 kg) |
| <b>IMPROVED!</b> 28252GN | 12V               | 1,500 gal (5,678L) | -      | ●             | ●            | ●          | 1 ea 1 box | 206.8 lb (94.0 kg) |

Water Capacity (90%): 6,423 gal (24,311L)

Ready for Water in 60 Minutes

### 24' x 52" (7.32m x 1.32m) Approximate set-up size

|                          | VOLTAGE           | FILTER PUMP        | LADDER | SAFETY LADDER | GROUND CLOTH | POOL COVER | CASE PACK  | CASE WEIGHT         |
|--------------------------|-------------------|--------------------|--------|---------------|--------------|------------|------------|---------------------|
| 28261EH                  | 110-120V (W/GFCI) | 2,500 gal (9,463L) | ●      | -             | ●            | ●          | 1 ea 1 box | 294.8 lb (134.0 kg) |
| <b>IMPROVED!</b> 28262NP | 220-240V          | 2,500 gal (9,463L) | -      | ●             | ●            | ●          | 1 ea 1 box | 298.8 lb (135.8 kg) |
| <b>IMPROVED!</b> 28262GN | 220-240V (W/RCD)  | 2,500 gal (9,463L) | -      | ●             | ●            | ●          | 1 ea 1 box | 301.2 lb (136.9 kg) |

Water Capacity (90%): 12,481 gal (47,241L)

Ready for Water in 60 Minutes



# OVAL FRAME POOLS



## THE VALUE OF AN EASY SET® POOL COMBINED WITH THE CLASSIC SHAPE OF A RECTANGULAR POOL!


For many consumers, a standard rectangular pool is their preferred choice. Intex oval shaped pools are a great bridge between Easy Set® and Rectangular Metal Frame pools, combining the benefits of both. It is quick and easy to assemble, with additional support from the frame, as well as an elongated shape to maximize the swimming area!



Our 1,000 gal (3,785 L) filter pump included in the 18' x 10' x 42" (5.49m x 3.05m x 1.07m) Oval Frame Pool set completely filters the pool's water in under 4 hours!

# OVAL FRAME POOLS

The frames are rust-resistant and assembled with snap-on joints, eliminating the need for tools. The collection comes in two popular and family-friendly sizes. Perfect for narrower backyards, or lap swimmers! Available in 18' x 10' x 42" (5.49m x 3.05m x 1.07m) and 20' x 12' x 48" (6.10m x 3.66m x 1.22m) sizes.



Puncture-resistant 3-ply material

Oval Frame Pools: 6+

English/Spanish and multi-language international packaging available



### 18' x 10' x 42" (5.49m x 3.05m x 1.07m) Approximate set-up size

|                  | VOLTAGE           | FILTER PUMP        | LADDER | SAFETY LADDER | GROUND CLOTH | POOL COVER | CASE PACK  | CASE WEIGHT        |
|------------------|-------------------|--------------------|--------|---------------|--------------|------------|------------|--------------------|
|                  | 110-120V (W/GFCI) | 1,000 gal (3,785L) | ●      | —             | ●            | ●          | 1 ea 1 box | 131.8 lb (59.9 kg) |
| <b>IMPROVED!</b> | 220-240V          | 1,000 gal (3,785L) | —      | ●             | ●            | ●          | 1 ea 1 box | 133.8 lb (60.8 kg) |
| <b>IMPROVED!</b> | 12V               | 900 gal (3,407L)   | —      | ●             | ●            | ●          | 1 ea 1 box | 137.9 lb (62.7 kg) |

Water Capacity (80%): 2,885 gal (10,920L) Ready for Water in 30 Minutes

### 20' x 12' x 48" (6.10m x 3.66m x 1.22m) Approximate set-up size

|                  | VOLTAGE           | FILTER PUMP        | LADDER | SAFETY LADDER | GROUND CLOTH | POOL COVER | CASE PACK  | CASE WEIGHT        |
|------------------|-------------------|--------------------|--------|---------------|--------------|------------|------------|--------------------|
|                  | 110-120V (W/GFCI) | 1,500 gal (5,678L) | ●      | —             | ●            | ●          | 1 ea 1 box | 172.7 lb (78.5 kg) |
| <b>IMPROVED!</b> | 220-240V          | 1,500 gal (5,678L) | —      | ●             | ●            | ●          | 1 ea 1 box | 176.9 lb (80.4 kg) |
| <b>IMPROVED!</b> | 12V               | 1,500 gal (5,678L) | —      | ●             | ●            | ●          | 1 ea 1 box | 183.5 lb (83.4 kg) |

Water Capacity (80%): 4,393 gal (16,628L) Ready for Water in 30 Minutes



# ULTRA FRAME™ POOLS

## INTEX® PREMIUM POOL LINE

These pools, with their unique frames, are stronger than traditional Metal Frame pools. They're easier to assemble, because the shape allows the pieces to fit together so smoothly and securely that separate locking pins are not needed.


They come with a broad line of accessories guaranteed to make pool ownership and maintenance easier and enjoyable.



### THE ULTRA FRAME™ COMES WITH THE ULTIMATE COMBINATION

For the ultimate combination of pool filtration, water sanitation, and convenience, these Ultra Frame™ pools come with our Krystal Clear™ Sand Filter Pump & Saltwater System Combo. No other system on the market combines the gentle, thorough, environmentally-sensitive filtration and sanitation properties of sand and salt.

Maintenance is incredibly easy since sand only needs routine backwashing and replacement every 5 years, and salt never needs replacement under normal conditions. To make daily operation even easier, the combo comes with a built-in 24-hour timer that runs the system automatically.



Puncture-resistant 3-ply material

Ultra Frame™ Pools: 



## ULTRA FRAME™ POOLS

English/Spanish and multi-language international packaging available



### 14' x 42" (4.27m x 1.07m) Approximate set-up size

|                     | VOLTAGE           | FILTER PUMP        | LADDER | SAFETY LADDER | GROUND CLOTH | POOL COVER | CASE PACK  | CASE WEIGHT        |
|---------------------|-------------------|--------------------|--------|---------------|--------------|------------|------------|--------------------|
| <b>NEW!</b> 28309EH | 110-120V (W/GFCI) | 1,000 gal (3,785L) | ●      | –             | ●            | ●          | 1 ea 1 box | 130.5 lb (59.3 kg) |
| <b>NEW!</b> 28310NP | 220-240V          | 1,000 gal (3,785L) | –      | ●             | ●            | ●          | 1 ea 1 box | 128.0 lb (58.2 kg) |
| <b>NEW!</b> 28310GN | 12V               | 900 gal (3,407L)   | –      | ●             | ●            | ●          | 1 ea 1 box | 132.9 lb (60.4 kg) |

Water Capacity (90%): 3,357 gal (12,706L) Ready for Water in 45 Minutes

### 16' x 48" (4.88m x 1.22m) Approximate set-up size

|                          | VOLTAGE           | FILTER PUMP        | LADDER | SAFETY LADDER | GROUND CLOTH | POOL COVER | CASE PACK  | CASE WEIGHT        |
|--------------------------|-------------------|--------------------|--------|---------------|--------------|------------|------------|--------------------|
| 28321EH                  | 110-120V (W/GFCI) | 1,500 gal (5,678L) | ●      | –             | ●            | ●          | 1 ea 1 box | 189.2 lb (86.0 kg) |
| <b>IMPROVED!</b> 28322NP | 220-240V          | 1,500 gal (5,678L) | –      | ●             | ●            | ●          | 1 ea 1 box | 192.1 lb (87.3 kg) |
| <b>IMPROVED!</b> 28322GN | 12V               | 1,500 gal (5,678L) | –      | ●             | ●            | ●          | 1 ea 1 box | 198.7 lb (90.3 kg) |

Water Capacity (90%): 5,061 gal (19,156L) Ready for Water in 45 Minutes

### 16' x 48" (4.88m x 1.22m) Approximate set-up size

|                          | VOLTAGE           | SAND FILTER PUMP  | FILTER PUMP & SALTWATER SYSTEM | LADDER | SAFETY LADDER | GROUND CLOTH | POOL COVER | MAINTENANCE KIT | SURFACE SKIMMER | CASE PACK  | CASE WEIGHT        |
|--------------------------|-------------------|-------------------|--------------------------------|--------|---------------|--------------|------------|-----------------|-----------------|------------|--------------------|
| 28323EH                  | 110-120V (W/GFCI) | 1,200 gal (4.5m³) | –                              | ●      | –             | ●            | ●          | –               | –               | 1 ea 1 box | 202.8 lb (92.2 kg) |
| <b>IMPROVED!</b> 28324NP | 220-240V          | 1,200 gal (4.5m³) | –                              | –      | ●             | ●            | ●          | –               | –               | 1 ea 1 box | 208.3 lb (94.7 kg) |
| <b>IMPROVED!</b> 28324GN | 220-240V (W/RCD)  | 1,200 gal (4.5m³) | –                              | –      | ●             | ●            | ●          | –               | –               | 1 ea 1 box | 210.1 lb (95.5 kg) |
| 28327EH                  | 110-120V (W/GFCI) | –                 | 1,200 gal (4,542L)             | ●      | –             | ●            | ●          | ●               | ●               | 1 ea 1 box | 214.1 lb (97.3 kg) |
| <b>IMPROVED!</b> 28328NP | 220-240V          | –                 | 1,200 gal (4,542L)             | –      | ●             | ●            | ●          | ●               | ●               | 1 ea 1 box | 220.0 lb (100.0kg) |

Water Capacity (90%): 5,061 gal (19,156L) Ready for Water in 45 Minutes

### 18' x 52" (5.49m x 1.32m) Approximate set-up size

|                          | VOLTAGE           | SAND FILTER PUMP  | SAND FILTER PUMP & SALTWATER SYSTEM | LADDER | SAFETY LADDER | GROUND CLOTH | POOL COVER | DELUXE POOL MAINTENANCE KIT | VOLLEYBALL SET | CASE PACK  | CASE WEIGHT         |
|--------------------------|-------------------|-------------------|-------------------------------------|--------|---------------|--------------|------------|-----------------------------|----------------|------------|---------------------|
| 28331EH                  | 110-120V (W/GFCI) | 2,100 gal (7.9m³) | –                                   | ●      | –             | ●            | ●          | –                           | –              | 1 ea 1 box | 253.4 lb (115.2 kg) |
| <b>IMPROVED!</b> 28332NP | 220-240V          | 2,100 gal (7.9m³) | –                                   | –      | ●             | ●            | ●          | –                           | –              | 1 ea 1 box | 258.7 lb (117.6 kg) |
| <b>IMPROVED!</b> 28332GN | 220-240V (W/RCD)  | 2,100 gal (7.9m³) | –                                   | –      | ●             | ●            | ●          | –                           | –              | 1 ea 1 box | 260.5 lb (118.4 kg) |
| 28335EH                  | 110-120V (W/GFCI) | –                 | 1,600 gal (6.0m³)                   | ●      | –             | ●            | ●          | ●                           | ●              | 1 ea 1 box | 284.2 lb (129.2 kg) |
| <b>IMPROVED!</b> 28336NP | 220-240V          | –                 | 1,600 gal (6.0m³)                   | –      | ●             | ●            | ●          | ●                           | ●              | 1 ea 1 box | 290.2 lb (131.9 kg) |

Water Capacity (90%): 6,981 gal (26,423L) Ready for Water in 60 Minutes



# ULTRA FRAME™ RECTANGULAR POOLS

## INTEX® PREMIUM POOL LINE

The ultimate in above ground pools. Soft gray laminated pool liner, brilliant white copings and pool-water blue tile print interior make a fashion statement anywhere. With this luxury pool, add summer fun and beauty to any backyard!



## TRUE NEIGHBORHOOD-SIZE POOLS PLUS DELUXE CLEANING SYSTEMS!


For the ultimate combination of pool filtration, water sanitation, and convenience, these Ultra Frame™ Rectangular pools come with our Krystal Clear™ Sand Filter Pump & Saltwater System Combos. No other system on the market combines the gentle, thorough, environmentally-sensitive filtration and sanitation properties of sand and salt.

All-natural salt and eco-friendly sand filter and sanitize the water without harsh, packaged chlorine.



18' x 9' x 52" (5.49m x 2.74m x 1.32m)  
Ultra Frame™ Rectangular Pool sets come with the 1,200 gal (4.5 m³) per hour Sand Filter Pump, which promises to keep pool water crystal clear!

## ULTRA FRAME™ POOLS



Puncture-resistant  
3-ply material



Ultra Frame™  
Rectangular Pools: 6+

English/Spanish and multi-language  
international packaging available



included

### 18' x 9' x 52" (5.49m x 2.74m x 1.32m) Approximate set-up size

|                  | VOLTAGE           | SAND FILTER PUMP  | LADDER | SAFETY LADDER | GROUND CLOTH | POOL COVER | CASE PACK  | CASE WEIGHT         |
|------------------|-------------------|-------------------|--------|---------------|--------------|------------|------------|---------------------|
|                  | 110-120V (W/GFCI) | 1,200 gal (4.5m³) | ●      | –             | ●            | ●          | 1 ea 1 box | 277.4 lb (126.1 kg) |
| <b>IMPROVED!</b> | 220-240V          | 1,200 gal (4.5m³) | –      | ●             | ●            | ●          | 1 ea 1 box | 282.7 lb (128.5 kg) |
| <b>IMPROVED!</b> | 220-240V (W/RCD)  | 1,200 gal (4.5m³) | –      | ●             | ●            | ●          | 1 ea 1 box | 284.7 lb (129.4 kg) |

Water Capacity (90%): 4,545 gal (17,203L) Ready for Water in 60 Minutes

### 24' x 12' x 52" (7.32m x 3.66m x 1.32m) Approximate set-up size

|                  | VOLTAGE           | SAND FILTER PUMP  | SAND FILTER PUMP & SALTWATER SYSTEM | LADDER | SAFETY LADDER | GROUND CLOTH | POOL COVER | DELUXE POOL MAINTENANCE KIT | VOLLEYBALL SET | CASE PACK    | CASE WEIGHT         |
|------------------|-------------------|-------------------|-------------------------------------|--------|---------------|--------------|------------|-----------------------------|----------------|--------------|---------------------|
|                  | 110-120V (W/GFCI) | 2,100 gal (7.9m³) | –                                   | ●      | –             | ●            | ●          | –                           | –              | 1 ea 2 boxes | 396.9 lb (180.4 kg) |
| <b>IMPROVED!</b> | 220-240V          | 2,100 gal (7.9m³) | –                                   | –      | ●             | ●            | ●          | –                           | –              | 1 ea 2 boxes | 403.5 lb (183.4 kg) |
| <b>IMPROVED!</b> | 220-240V (W/RCD)  | 2,100 gal (7.9m³) | –                                   | –      | ●             | ●            | ●          | –                           | –              | 1 ea 2 boxes | 405.2 lb (184.2 kg) |
|                  | 110-120V (W/GFCI) | –                 | 1,600 gal (6.0m³)                   | ●      | –             | ●            | ●          | ●                           | ●              | 1 ea 2 boxes | 433.0 lb (196.8 kg) |
| <b>IMPROVED!</b> | 220-240V          | –                 | 1,600 gal (6.0m³)                   | –      | ●             | ●            | ●          | ●                           | ●              | 1 ea 2 boxes | 437.8 lb (199.0 kg) |

Water Capacity (90%): 8,403 gal (31,805L) Ready for Water in 60 Minutes

### 32' x 16' x 52" (9.75m x 4.88m x 1.32m) Approximate set-up size

|                  | VOLTAGE           | SAND FILTER PUMP   | SAND FILTER PUMP & SALTWATER SYSTEM | LADDER | SAFETY LADDER | GROUND CLOTH | POOL COVER | DELUXE POOL MAINTENANCE KIT | VOLLEYBALL SET | CASE PACK    | CASE WEIGHT         |
|------------------|-------------------|--------------------|-------------------------------------|--------|---------------|--------------|------------|-----------------------------|----------------|--------------|---------------------|
|                  | 110-120V (W/GFCI) | 2,800 gal (10.5m³) | –                                   | ●      | –             | ●            | ●          | –                           | –              | 1 ea 2 boxes | 542.1 lb (246.4 kg) |
| <b>IMPROVED!</b> | 220-240V          | 2,800 gal (10.5m³) | –                                   | –      | ●             | ●            | ●          | –                           | –              | 1 ea 2 boxes | 546.7 lb (248.5 kg) |
| <b>IMPROVED!</b> | 220-240V (W/RCD)  | 2,800 gal (10.5m³) | –                                   | –      | ●             | ●            | ●          | –                           | –              | 1 ea 2 boxes | 548.9 lb (249.5 kg) |
|                  | 110-120V (W/GFCI) | –                  | 2,650 gal (10.0m³)                  | ●      | –             | ●            | ●          | ●                           | ●              | 1 ea 2 boxes | 581.9 lb (264.5 kg) |
| <b>IMPROVED!</b> | 220-240V          | –                  | 2,650 gal (10.0m³)                  | –      | ●             | ●            | ●          | ●                           | ●              | 1 ea 2 boxes | 588.5 lb (267.5 kg) |

Water Capacity (90%): 14,364 gal (54,368L) Ready for Water in 90 Minutes




# GRAPHITE PANEL POOL™



## INTEX'S HIGH-END PANEL WALL POOL BRINGS INCREDIBLE VALUE AND SOPHISTICATION TO YOUR BACKYARD

Following the latest color trends in exterior decking and home siding, the new Graphite Panel Pool™ offers the appearance of a high-end, custom-built swimming pool at a value you may only expect from Intex. While the panels have the look of natural wood, they are made of high-density plastic, eliminating the need for weather staining or termite protection. Better yet, the Graphite Panel Pool™ is easy to assemble and comes equipped with Intex' highest-grade pool accessories, including the Krystal Clear™ Sand Filter Pump & Saltwater System Combo—the ultimate in pool water filtration and sanitation.



Puncture-resistant 3-ply material



15'8" x 49" (4.78m x 1.24m) Graphite Panel Pool™ come with the 1,200 gal (4.5 m³) per hour Sand Filter Pump, which promises to keep pool water crystal clear!

Graphite Panel Pool™: 6+

English/Spanish and multi-language international packaging available



### 15'8" x 49" (4.78m x 1.24m) Approximate set-up size

|                           | VOLTAGE           | SAND FILTER PUMP  | LADDER | SAFETY LADDER | GROUND CLOTH | POOL COVER | CASE PACK    | CASE WEIGHT         |
|---------------------------|-------------------|-------------------|--------|---------------|--------------|------------|--------------|---------------------|
| <b>NEW COLOR!</b> 28381EH | 110-120V (W/GFCI) | 1,200 gal (4.5m³) | ●      | -             | ●            | ●          | 1 ea 3 boxes | 484.4 lb (220.2 kg) |
| <b>NEW COLOR!</b> 28382NP | 220-240V          | 1,200 gal (4.5m³) | -      | ●             | ●            | ●          | 1 ea 3 boxes | 485.3 lb (220.6 kg) |
| <b>NEW COLOR!</b> 28382GN | 220-240V (W/RCD)  | 1,200 gal (4.5m³) | -      | ●             | ●            | ●          | 1 ea 3 boxes | 487.3 lb (221.5 kg) |

Water Capacity (90%): 4,440 gal (16,805L)

Ready for Water in 120 Minutes



# KRYSTAL CLEAR™ FILTRATION AND SANITATION SYSTEMS

## INNOVATION IN POOL CLEANING



### POOL FILTRATION SYSTEMS



5 models  
(Details on pages 26-27)

#### CARTRIDGE FILTER PUMPS

- Advantages:
- Cartridges provide excellent water filtration
  - Easy to use: simply replace the old cartridge with a new one every 2 weeks
  - Intex high quality replacement cartridges are widely available
  - 24-hour auto timer on some models



4 models  
(Details on pages 28-29)

#### SAND FILTER PUMPS

- Advantages:
- All natural sand provides excellent water filtration
  - Economical & environmentally friendly
  - Requires virtually no maintenance except replacement of sand every 5 years
  - 24-hour auto timer included

### POOL SANITATION SYSTEMS



2 models  
(Details on page 30)

#### SALTWATER SYSTEM WITH E.C.O. (ELECTROCATALYTIC OXIDATION)

- Advantages:
- Eliminates bacteria & algae from pool water using a virtually undetectable amount of all natural salt
  - Much gentler on skin, eyes, clothes, and hair than packaged chlorine
  - Salt is economical & much more environmentally friendly than packaged chlorine
  - 24-hour auto timer included



1 model  
(Details on page 31)

#### SALTWATER SYSTEM WITH OZONE

- Advantages:
- Ozone is the most powerful sanitizing method for pool water.
  - The only 100% natural and biodegradable pool sanitizing agent.
  - Odorless
  - Saltwater system provides residual cleaning action and soft, smooth water for swimmers.
  - 24-hour auto timer included.

### COMBINATION FILTRATION & SANITATION SYSTEMS



1 model  
(Details on page 32)

#### CARTRIDGE FILTER PUMP & SALTWATER SYSTEMS WITH E.C.O. (ELECTROCATALYTIC OXIDATION)

Combines cartridge filter pump with saltwater system



2 models  
(Details on page 33)

#### SAND FILTER PUMP & SALTWATER SYSTEMS WITH E.C.O. (ELECTROCATALYTIC OXIDATION)

Combines sand filter pump with saltwater system



POOL FILTRATION SYSTEMS

KRYSTAL CLEAR™ CARTRIDGE FILTER PUMPS



#28601  
#28602

#28603  
#28604

#28637  
#28638

|         | Voltage           | Easy Set® Pool Models           | Frame Pool Models     | Oval Frame Pool Models    | Ultra Frame™ Pool Models | Pump flow rate gal (L)/hr | System flow rate gal (L)/hr | Case Pack | Case Weight lb (kg) |
|---------|-------------------|---------------------------------|-----------------------|---------------------------|--------------------------|---------------------------|-----------------------------|-----------|---------------------|
| 28601   | 110-120V          | 6'8"/10' (1.83m/2.44m/3.05m)    | 10' (3.05m)           | -                         | -                        | 330 (1,250)               | 300 (1,136)                 | 4         | 21.5 (9.8)          |
| 28601EG | 110-120V (W/GFCI) | 6'8"/10' (1.83m/2.44m/3.05m)    | 10' (3.05m)           | -                         | -                        | 330 (1,250)               | 300 (1,136)                 | 4         | 22.5 (10.2)         |
| 28602   | 220-240V          | 6'8"/10' (1.83m/2.44m/3.05m)    | 10' (3.05m)           | -                         | -                        | 330 (1,250)               | 300 (1,136)                 | 4         | 19.5 (8.9)          |
| 28602GS | 12V               | 6'8"/10' (1.83m/2.44m/3.05m)    | 10' (3.05m)           | -                         | -                        | 330 (1,250)               | 300 (1,136)                 | 4         | 28.0 (12.7)         |
| 28603   | 110-120V          | 12'/13'/15' (3.66m/3.96m/4.57m) | 12'/15' (3.66m/4.57m) | -                         | -                        | 530 (2,006)               | 475 (1,798)                 | 4         | 27.8 (12.6)         |
| 28603EG | 110-120V (W/GFCI) | 12'/13'/15' (3.66m/3.96m/4.57m) | 12'/15' (3.66m/4.57m) | -                         | -                        | 530 (2,006)               | 475 (1,798)                 | 4         | 29.0 (13.2)         |
| 28604   | 220-240V          | 12'/13'/15' (3.66m/3.96m/4.57m) | 12'/15' (3.66m/4.57m) | -                         | -                        | 530 (2,006)               | 475 (1,798)                 | 4         | 25.9 (11.8)         |
| 28604GS | 12V               | 12'/13'/15' (3.66m/3.96m/4.57m) | 12'/15' (3.66m/4.57m) | -                         | -                        | 600 (2,271)               | 500 (1,893)                 | 4         | 41.0 (18.6)         |
| 28637EG | 110-120V (W/GFCI) | 15' (4.57m)                     | 15' (4.57m)           | 18' x 10' (5.49m x 3.05m) | 14' (4.27m)              | 1,000 (3,785)             | 750 (2,839)                 | 4         | 33.6 (15.3)         |
| 28638   | 220-240V          | 15' (4.57m)                     | 15' (4.57m)           | 18' x 10' (5.49m x 3.05m) | 14' (4.27m)              | 1,000 (3,785)             | 750 (2,839)                 | 4         | 31.0 (14.1)         |
| 28638GS | 12V               | 15' (4.57m)                     | 15' (4.57m)           | 18' x 10' (5.49m x 3.05m) | 14' (4.27m)              | 900 (3,407)               | 700 (2,650)                 | 4         | 50.8 (23.1)         |

Efficient filtration is essential for a quality swim experience. Who wants to swim in a dirty pool?

- Intex's line of pumps and cartridges guarantee a cleaner pool with:
- Powerful pumps in several of our most popular pool sets
  - Filter cartridges with thicker, heavier paper and more pleats
  - Water inlet jets for enhanced water flow back into the pool

The results will be faster water circulation, improved filtration, and best of all – a superior swim experience!

- Easy installation – just hook-up hoses and plug in
- Double insulated pump
- Air release valve for air trapped inside filter chamber
- Sediment flush valve at bottom of filter chamber (28635/28636/28633/28634)
- Auto timer for easier use (28635/28636/28633/28634), except 28636GS
- Conforms to UL/CSA standards (110-120V models)
- CE approved (220-240V models)
- TUV-GS approved (GS designation models)
- Shelf box



#28635  
#28636

#28633  
#28634

|         | Voltage           | Easy Set® Pool Models | Frame Pool Models     | Oval Frame Pool Models    | Pump flow rate gal (L)/hr | System flow rate gal (L)/hr | Case Pack | Case Weight lb (kg) |
|---------|-------------------|-----------------------|-----------------------|---------------------------|---------------------------|-----------------------------|-----------|---------------------|
| 28635EG | 110-120V (W/GFCI) | 18' (5.49m)           | 16'/18' (4.88m/5.49m) | 20' x 12' (6.10m x 3.66m) | 1,500 (5,678)             | 1,180 (4,466)               | 1         | 16.3 (7.4)          |
| 28636   | 220-240V          | 18' (5.49m)           | 16'/18' (4.88m/5.49m) | 20' x 12' (6.10m x 3.66m) | 1,500 (5,678)             | 1,180 (4,466)               | 1         | 15.8 (7.2)          |
| 28636GS | 12V               | 18' (5.49m)           | 16'/18' (4.88m/5.49m) | 20' x 12' (6.10m x 3.66m) | 1,500 (5,678)             | 1,100 (4,164)               | 1         | 22.7 (10.3)         |
| 28633EG | 110-120V (W/GFCI) | -                     | 24' (7.32m)           | -                         | 2,500 (9,463)             | 1,900 (7,192)               | 1         | 23.1 (10.5)         |
| 28634   | 220-240V          | -                     | 24' (7.32m)           | -                         | 2,500 (9,463)             | 1,900 (7,192)               | 1         | 24.4 (11.1)         |
| 28634GS | 220-240V (W/RCD)  | -                     | 24' (7.32m)           | -                         | 2,500 (9,463)             | 1,750 (6,624)               | 1         | 26.9 (12.2)         |



KRYSTAL CLEAR™ SAND FILTER PUMPS



6-Way Valve



Pressure Gauge



Heavy Duty Tank



Strainer Basket



Built-in Timer



Powerful Motor

| Features                                                                                         | Benefits                                                                         |
|--------------------------------------------------------------------------------------------------|----------------------------------------------------------------------------------|
| 6-function control                                                                               | Enables pool owner to filter, backwash, rinse, recirculate, drain & close system |
| 24-hour automatic timer                                                                          | Automatic daily setting                                                          |
| 0.95 horse power pump<br>0.75 horse power pump<br>0.50 horse power pump<br>0.25 horse power pump | Ideal for above ground pools                                                     |
| GFCI unit (110-120V version)                                                                     | Safety shut-off; meets UL standard                                               |
| Strainer basket                                                                                  | Easy-cleaning, prolongs life of sand                                             |

| System flow rate |                                    |
|------------------|------------------------------------|
| 28643            | 1,050 gph (4.0 m <sup>3</sup> /hr) |
| 28644            | 1,050 gph (4.0 m <sup>3</sup> /hr) |
| 28645            | 1,600 gph (6.0 m <sup>3</sup> /hr) |
| 28646            | 1,600 gph (6.0 m <sup>3</sup> /hr) |
| 28647            | 2,150 gph (8.0 m <sup>3</sup> /hr) |
| 28648            | 2,150 gph (8.0 m <sup>3</sup> /hr) |
| 28651            | 2,450 gph (9.2 m <sup>3</sup> /hr) |
| 28652            | 2,450 gph (9.2 m <sup>3</sup> /hr) |

Sand Filters are one of the most popular ways to keep pool water clean. Not only is it effective, it saves on cost and time since the sand needs replacement just once every five years – making the sand filter system one of the easiest to maintain. As an alternative, Intex Glass Filter Media (item# 29058) may also be used in place of conventional sand.



#28643  
#28644

#28645  
#28646

#28647  
#28648

#28651  
#28652

|         | Voltage           | Ultra Frame™ Pool Models | Ultra Frame™ Rectangular Pool Models | Graphite Panel Pool™ Models | Tank Size   | hp   | Glass Capacity lb (kg) | Sand Capacity lb (kg) | Pump flow rate gal (m <sup>3</sup> )/hr | System flow rate gal (m <sup>3</sup> )/hr | Case Pack | Case Weight lb (kg) |
|---------|-------------------|--------------------------|--------------------------------------|-----------------------------|-------------|------|------------------------|-----------------------|-----------------------------------------|-------------------------------------------|-----------|---------------------|
| 28643EG | 110-120V (W/GFCI) | 16' (4.88m)              | 18' x 9' (5.49m x 2.74m)             | 15'8" (4.78m)               | 10" (254mm) | 0.25 | 18.5 (8.5)             | 26 (12)               | 1,200 (4.5)                             | 1,050 (4.0)                               | 1         | 28.5 (13.0)         |
| 28644   | 220-240V          | 16' (4.88m)              | 18' x 9' (5.49m x 2.74m)             | 15'8" (4.78m)               | 10" (254mm) | 0.25 | 18.5 (8.5)             | 26 (12)               | 1,200 (4.5)                             | 1,050 (4.0)                               | 1         | 29.3 (13.3)         |
| 28644GS | 220-240V (W/RCD)  | 16' (4.88m)              | 18' x 9' (5.49m x 2.74m)             | 15'8" (4.78m)               | 10" (254mm) | 0.25 | 18.5 (8.5)             | 26 (12)               | 1,200 (4.5)                             | 970 (3.7)                                 | 1         | 31.7 (14.4)         |
| 28645EG | 110-120V (W/GFCI) | 18' (5.49m)              | 24' x 12' (7.32m x 3.66m)            | -                           | 12" (305mm) | 0.50 | 35 (16)                | 50 (23)               | 2,100 (7.9)                             | 1,600 (6.0)                               | 1         | 38.9 (17.7)         |
| 28646   | 220-240V          | 18' (5.49m)              | 24' x 12' (7.32m x 3.66m)            | -                           | 12" (305mm) | 0.50 | 35 (16)                | 50 (23)               | 2,100 (7.9)                             | 1,600 (6.0)                               | 1         | 40.0 (18.2)         |
| 28646GS | 220-240V (W/RCD)  | 18' (5.49m)              | 24' x 12' (7.32m x 3.66m)            | -                           | 12" (305mm) | 0.50 | 35 (16)                | 50 (23)               | 2,100 (7.9)                             | 1,250 (4.7)                               | 1         | 41.5 (18.9)         |
| 28647EG | 110-120V (W/GFCI) | -                        | 32' x 16' (9.75m x 4.88m)            | -                           | 14" (360mm) | 0.75 | 55 (25)                | 77 (35)               | 2,800 (10.5)                            | 2,150 (8.0)                               | 1         | 48.8 (22.2)         |
| 28648   | 220-240V          | -                        | 32' x 16' (9.75m x 4.88m)            | -                           | 14" (360mm) | 0.75 | 55 (25)                | 77 (35)               | 2,800 (10.5)                            | 2,150 (8.0)                               | 1         | 51.0 (23.2)         |
| 28648GS | 220-240V (W/RCD)  | -                        | 32' x 16' (9.75m x 4.88m)            | -                           | 14" (360mm) | 0.75 | 55 (25)                | 77 (35)               | 2,800 (10.5)                            | 1,900 (7.2)                               | 1         | 53.0 (24.1)         |
| 28651EG | 110-120V (W/GFCI) | -                        | -                                    | -                           | 16" (410mm) | 0.95 | 85 (38)                | 120 (55)              | 3,000 (11.3)                            | 2,450 (9.2)                               | 1         | 54.5 (24.8)         |
| 28652   | 220-240V          | -                        | -                                    | -                           | 16" (410mm) | 0.95 | 85 (38)                | 120 (55)              | 3,200 (12.0)                            | 2,450 (9.2)                               | 1         | 55.5 (25.2)         |
| 28652GS | 220-240V (W/RCD)  | -                        | -                                    | -                           | 16" (410mm) | 0.95 | 85 (38)                | 120 (55)              | 3,200 (12.0)                            | 2,200 (8.3)                               | 1         | 57.5 (26.2)         |



## POOL SANITATION SYSTEMS

### KRYSTAL CLEAR SALTWATER SYSTEM™

#### The ECO-friendly Poolwater Sanitizer

The Krystal Clear Saltwater System™ combines a unique two-stage technology to sanitize pool water.

First, an undetectable level of natural swimmer-safe chlorine is produced when environmentally friendly natural salt is added to pool water and passes through a titanium electrolytic cell during the filtration process. The result is soft, fresh, clean water without the potential harsh side effects of packaged pool chemicals.

Second, with the E.C.O. (electrocatalytic oxidation) process, water molecules are split into highly powerful oxidants which destroy organic contaminants such as bacteria and algae. The combination of these powerful oxidants with natural chlorine results in the strongest and safest pool water sanitation.

This second process, unique to the Intex Saltwater System, provides consumers with an important benefit. The process of E.C.O. is so effective, the amount of natural chlorine needed and generated by the system is reduced by approximately 60%. Which means that your customers not only get the great benefits of a saltwater system, they enjoy it with much less chlorine than other saltwater systems generate!



English/Spanish and multi-language international packaging available



#28667  
#28668



#28669  
#28670

### KRYSTAL CLEAR SALTWATER SYSTEM™ WITH E.C.O. (ELECTROCATALYTIC OXIDATION)

#### MAX POOL SIZE: 7,000 GAL (26,500L)

##### #28667EG

#### Krystal Clear Saltwater System™ CG-28667

- 110-120V with GFCI
- Requires a filter pump with a flow rate between 700-3,000 gph (2,650-11,355L/hr)
- Chlorine output: 5 g/hr
- 24 hr. auto-clock cycle
- Shelf box
- 2 ea, 37.4 lb (17.0 kg)

##### #28668

#### Krystal Clear Saltwater System™ CG-28668

- Same as 28667 except 220-240V
- Shelf box
- 2 ea, 35.6 lb (16.2 kg)

##### #28668GS

#### Krystal Clear Saltwater System™ CG-28668GS

- Same as 28668 except 12V
- Shelf box
- 2 ea, 39.8 lb (18.1 kg)

#### MAX POOL SIZE: 15,000 GAL (56,800L)

##### #28669EG

#### Krystal Clear Saltwater System™ CG-28669

- 110-120V with GFCI
- Requires a filter pump with a flow rate between 700-3,000 gph (2,650-11,355L/hr)
- Chlorine output: 12 g/hr
- 24 hr. auto-clock cycle
- Shelf box
- 2 ea, 46.1 lb (21.0 kg)

##### #28670

#### Krystal Clear Saltwater System™ CG-28670

- Same as 28669 except 220-240V
- Shelf box
- 2 ea, 44.8 lb (20.4 kg)

##### #28670GS

#### Krystal Clear Saltwater System™ CG-28670GS

- Same as 28670 except 12V
- Shelf box
- 2 ea, 48.6 lb (22.1 kg)

## KRYSTAL CLEAR™ OZONE AND SALTWATER SYSTEM

Professionals Know That The Ultimate Pool Sanitation Method Is Ozone.

Only Ozone provides virtually complete, instantaneous, odorless, all-natural sanitation of pool water. Ozone eliminates bacteria over 3,000 times faster than chlorine. And because it has up to 100 times the oxidizing power of chlorine, it cleans pool water without the chemical smell that swimmers often associate with chlorine.

Intex has brought this powerful technology together with the benefits of our saltwater system to provide your customers with the very best in above ground pool sanitation. By combining the incredible sanitizing strength of ozone with the great swimming comfort that saltwater systems provide, your customers can enjoy a truly wonderful pool ownership and great swimming experience for years.

A totally effective, odorless, effortless, all natural solution to maintaining crystal clear, soft, clean pool water... from Intex!



English/Spanish and multi-language international packaging available



#28665  
#28666

### KRYSTAL CLEAR™ OZONE AND SALTWATER SYSTEM

#### MAX POOL SIZE: 15,000 GAL (56,800L)

##### #28665EG

#### Krystal Clear Saltwater System™ CG-28665

- 110-120V with GFCI
- Requires a filter pump with a flow rate between 1,500-4,000 gph (5,678-15,140L/hr)
- Chlorine output: 11 g/hr
- Ozone output: 150 miligram/hr
- 24 hr. auto-clock cycle
- Shelf box
- 1 ea, 37.2 lb (16.9 kg)



Easy-to-Use Control Panel



Ozone Generator Replacement Indicator



Titanium Plates



## COMBINATION FILTRATION & SANITATION SYSTEMS

### KRYSTAL CLEAR™ POOLWATER SYSTEM

Sand Filters are one of the most desirable methods to keep pool water clear and sparkling. Not only does the all-natural, inexpensive sand do an excellent job of filtering the water, it needs replacement only once every five years, making sand filter the easiest maintenance filtration option on the market. As an alternative, Intex Glass Filter Media (item# 29058) may also be used in place of conventional sand.

Saltwater systems with E.C.O. (electrocatalytic oxidation) are known for their ability to keep pool water clean and safe, while eliminating the harshness of traditional packaged chlorine.

Intex has combined these two excellent systems into one product, providing above ground pool owners with ONE low cost, low maintenance system that will keep pools clean, safe, and comfortable for swimmers. Both systems are controlled automatically with one 24-hour timer to make daily operation carefree!



English/Spanish and multi-language international packaging available



#28673  
#28674

### KRYSTAL CLEAR™ CARTRIDGE FILTER PUMP & SALTWATER SYSTEM WITH E.C.O. (ELECTROCATALYTIC OXIDATION)

MAX POOL SIZE: 7,000 GAL (26,500L)

#28673EG

Krystal Clear™ Cartridge Filter Pump & Saltwater System CG-28673

- 110-120V with GFCI
- Same as 28667 with additional 1,200 gph (4,542L/hr) filter pump set
- System flow rate 1,050 gph (3,974L/hr)
- Chlorine output: 5 g/hr
- Shelf box  
1 ea, 36.4 lb (16.5 kg)

#28674

Krystal Clear™ Cartridge Filter Pump & Saltwater System CG-28674

- Same as 28673 except 220-240V
- Shelf box  
1 ea, 37.6 lb (17.1 kg)

|         | Ultra Frame™ Pool Models |
|---------|--------------------------|
| 28673EG | 16' (4.88m)              |
| 28674   | 16' (4.88m)              |



#28675  
#28676



#28679  
#28680

### KRYSTAL CLEAR™ SAND FILTER PUMP & SALTWATER SYSTEMS WITH E.C.O. (ELECTROCATALYTIC OXIDATION)

MAX POOL SIZE: 8,500 GAL (32,200L)

#28675EG

Krystal Clear™ Sand Filter Pump & Saltwater System CG-28675

- 110-120V with GFCI
- 14" (360mm) tank diameter
- 0.5 hp motor
- Pump flow rate 1,600 gph (6.0 m<sup>3</sup>/hr)
- System flow rate 1,500 gph (5.7 m<sup>3</sup>/hr)
- 55 lb (25 kg) sand capacity or 40 lb (18 kg) glass filtration media capacity
- Chlorine output: 7 g/hr
- 2 pieces of 1½" (38mm) hoses
- 2-year warranty
- Shelf box  
1 ea, 54.7 lb (24.9 kg)

#28676

Krystal Clear™ Sand Filter Pump & Saltwater System CG-28676

- Same as 28675 except 220-240V
- Shelf box  
1 ea, 55.8 lb (25.4 kg)

|         | Ultra Frame™ Pool Models | Ultra Frame™ Rectangular Pool Models |
|---------|--------------------------|--------------------------------------|
| 28675EG | 18' (5.49m)              | 24' x 12' (7.32m x 3.66m)            |
| 28676   | 18' (5.49m)              | 24' x 12' (7.32m x 3.66m)            |

MAX POOL SIZE: 15,000 GAL (56,800L)

#28679EG

Krystal Clear™ Sand Filter Pump & Saltwater System CG-28679

- 110-120V with GFCI
- 16" (410mm) tank diameter
- 0.95 hp motor
- Pump flow rate 2,650 gph (10.0 m<sup>3</sup>/hr)
- System flow rate 2,150 gph (8.0 m<sup>3</sup>/hr)
- 100 lb (45 kg) sand capacity or 70 lb (32 kg) glass filtration media capacity
- Chlorine output: 11 g/hr
- 2 pieces of 1½" (38mm) hoses
- 2-year warranty
- Shelf box  
1 ea, 63.7 lb (28.9 kg)

#28680

Krystal Clear™ Sand Filter Pump & Saltwater System CG-28680

- Same as 28679 except 220-240V
- Shelf box  
1 ea, 64.5 lb (29.3 kg)

|         | Ultra Frame™ Rectangular Pool Models |
|---------|--------------------------------------|
| 28679EG | 32' x 16' (9.75m x 4.88m)            |
| 28680   | 32' x 16' (9.75m x 4.88m)            |



English/Spanish and multi-language international packaging available



# POOL ACCESSORIES



## POOL CADDY

#59691 / E

- Organizes and easily stores pool accessories, inflatable floats, beach balls & small toys
- Mesh storage pouch allows pool toys to air-dry
- Conveniently hangs on the side of fences & gates
- Set up size: 59" x 13" x 28" (1.50m x 33cm x 71cm)
- 12 ea, 18.3 lb (8.3 kg)



#59691

## POOL THERMOMETER

#29039 / E

- Floats upright
- 12 ea, 2.2 lb (1.0 kg)



#29039

## HEATER

#28684

- 220-240V with RCD
- Compatible with round Easy Set® or Metal Frame pools 15' (4.57m) diameter or smaller
- Easy hook-up and operation
- Water level sensor
- Easily connects to new or existing pool filter system
- Shelf box
- 4 ea, 32.0 lb (14.6 kg)



#28684

## SOLAR MAT

#28685 / E

- Eco-Friendly Solar technology that increases the temperature of the pool water by approximately 3° ~ 5°C (5° ~ 9°F) depending on weather condition
- Suitable for AGPs up to 8,000 gal (30,280L)
- Simple hook up, compatible with filter pump up to ½ hp or pump flow rate less than 2,000 gal/hr (7,570 L/hr)
- 1m<sup>2</sup> (11ft<sup>2</sup>) surface to absorb the sun's rays
- Easy to drain, easy to store
- Dimensions: 1.20m x 1.20m / 47" x 47" (flat, before fill)
- Constructed of heavy duty UV stabilized PVC
- Includes:
  - 1 ¼" (32mm) hose attachment points
  - 1 adaptor A and B for 1 ½" (38mm) hose connection
  - 0.5m (1 ¼"/32mm diameter) connecting hose
  - Bypass valve
- Shelf box
- 3 ea, 18.9 lb (8.6 kg)



The Intex Solar Mat is an energy efficient way to capture the sun's rays to heat up your above ground swimming pool. Designed to work with a variety of Intex filter pumps, this heater is perfect for increasing your swimming session with warmer water, using environmentally friendly solar heating technology.



#28685





**POOL FOOT BATH**

- #29080 / E**
- Reduces amount of debris & dirt entering your pool
  - Easily connects to ladders to rinse off feet before entering pool
  - Anti-slip bottom designed for safety
  - Perfectly fits all Intex ladders
  - Size 22" x 18" x 3.5" (56cm x 46cm x 9cm)
  - Water Capacity: 3 gal (11.5L)
  - 12 ea, 15.4 lb (7.0 kg)



#29080



**SURFACE SKIMMER**

- #28000 / E**  
**Deluxe Wall Mount Surface Skimmer**
- Attaches to filter pump for automatic skimming
  - Requires an Intex filter pump with a minimum flow rate of 800 gph (3,028L/hr)
  - Easily mounts to Easy Set® or metal frame pool sidewalls with adjustable bracket
  - Helps catch leaves and other debris before they sink to the bottom of the pool
  - Durable polypropylene plastic is not affected by pool chemicals
  - Strainer basket pulls out for easy cleaning
  - Shelf box
  - 4 ea, 18.6 lb (8.5 kg)

#28000



**AUTO POOL CLEANER**


- #28001 / E**
- Automatic powerful pool cleaner
  - Automatically vacuums the entire pool floor
  - Effectively and hassle-free
  - Requires a filter pump with a flow rate between 1,500-3,500 gph (5,678-13,248L/hr)
  - Attaches to the inlet connector in the pool with a 247" (7.50m) hose
  - For Intex above ground pools with 1½" (38 mm) hose fittings
  - Not suitable for in-ground pools
  - Shelf box
  - 1 ea, 19.3 lb (8.8 kg)

#28001

**FILTER CARTRIDGES**

- Easy to clean dacron filter material
- Shrink wrapped with litho label

Replace Filter Cartridge Every Two Weeks



|                  | Type      | For Filter Pump Item# | Case Pack                                                     | Case Weight lb (kg) |
|------------------|-----------|-----------------------|---------------------------------------------------------------|---------------------|
| <b>IMPROVED!</b> | 29007 / E | H                     | 28601 / 28602                                                 | 12 / 2.8 (1.3)      |
| <b>IMPROVED!</b> | 29000 / E | A                     | 28603 / 28604 / 28637 / 28638 / 28635 / 28636 / 28673 / 28674 | 6 / 3.0 (1.4)       |
| <b>IMPROVED!</b> | 29002 / E | A                     | 28603 / 28604 / 28637 / 28638 / 28635 / 28636 / 28673 / 28674 | 6 / 5.7 (2.6)       |
| <b>IMPROVED!</b> | 29003 / E | A                     | 28603 / 28604 / 28637 / 28638 / 28635 / 28636 / 28673 / 28674 | 6 / 8.2 (3.7)       |
| <b>IMPROVED!</b> | 29005 / E | B                     | 28633 / 28634                                                 | 6 / 7.4 (3.4)       |



#29000 / E  
Filter Cartridge Pack



#29002 / E  
Filter Cartridge Twin Pack



#29003 / E  
Filter Cartridge Tri-Pack



Filter cartridge displays serve as an excellent POP to merchandise your cartridges in store!

**CARTRIDGE CLEANER**

- #29082 / E**  
**Multi-Functional Cartridge Cleaner**
- Designed to easily clean filter cartridges
  - Ridges on nozzle jets separate pleats for optimum cleaning
  - Easily connects to all standard garden hoses
  - Rear-trigger shutoff
  - 6 ea, 3.8 lb (1.7 kg)



#29082



**POOL COVERS**

- Rope ties
- Drain holes to prevent water accumulation • Shelf box

| Type      | Size                 | Overhang    | Case Pack  | Case Weight lb (kg) |
|-----------|----------------------|-------------|------------|---------------------|
| 28020 / E | Easy Set® Pool Cover | 8' (2.44m)  | 12" (30cm) | 6 ea 21.2 (9.7)     |
| 28021 / E | Easy Set® Pool Cover | 10' (3.05m) | 12" (30cm) | 6 ea 31.2 (14.2)    |
| 28022 / E | Easy Set® Pool Cover | 12' (3.66m) | 12" (30cm) | 6 ea 42.8 (19.5)    |
| 28023 / E | Easy Set® Pool Cover | 15' (4.57m) | 12" (30cm) | 4 ea 39.8 (18.1)    |

| Type      | Size             | Overhang    | Case Pack  | Case Weight lb (kg) |
|-----------|------------------|-------------|------------|---------------------|
| 28030 / E | Round Pool Cover | 10' (3.05m) | 10" (25cm) | 6 ea 34.0 (15.5)    |
| 28031 / E | Round Pool Cover | 12' (3.66m) | 10" (25cm) | 6 ea 45.7 (20.8)    |
| 28032 / E | Round Pool Cover | 15' (4.57m) | 10" (25cm) | 4 ea 45.0 (20.5)    |

| Type                  | Size                   | Overhang                   | Case Pack | Case Weight lb (kg) |
|-----------------------|------------------------|----------------------------|-----------|---------------------|
| <b>NEW!</b> 28038 / E | Rectangular Pool Cover | 118" x 79" (3.00m x 2.00m) | 8" (20cm) | 6 ea 28.4 (12.9)    |
| <b>NEW!</b> 28039 / E | Rectangular Pool Cover | 181" x 89" (4.60m x 2.26m) | 8" (20cm) | 6 ea 45.5 (20.7)    |

**DELUXE POOL COVERS**

- UV-resistant polyethylene material • Rope ties
- Drain holes to prevent water accumulation • Shelf box

| Type      | Size              | Overhang    | Case Pack | Case Weight lb (kg) |
|-----------|-------------------|-------------|-----------|---------------------|
| 28040 / E | Deluxe Pool Cover | 16' (4.88m) | 8" (20cm) | 4 ea 33.4 (15.2)    |
| 28041 / E | Deluxe Pool Cover | 18' (5.49m) | 8" (20cm) | 3 ea 30.2 (13.7)    |



**SOLAR POOL COVERS**



| Type      | Fits        | Size                                             | Thickness                  | Case Pack                         | Case Weight lb (kg) |
|-----------|-------------|--------------------------------------------------|----------------------------|-----------------------------------|---------------------|
| 29020 / E | Solar Cover | 8' (2.44m) Easy Set®                             | 81" (2.06m)                | 120 micron (110g/m <sup>2</sup> ) | 3 ea 4.1 (1.9)      |
| 29021 / E | Solar Cover | 10' (3.05m) Easy Set® & frame pools              | 114" (2.90m)               | 120 micron (110g/m <sup>2</sup> ) | 3 ea 7.3 (3.3)      |
| 29022 / E | Solar Cover | 12' (3.66m) Easy Set® & frame pools              | 137" (3.48m)               | 120 micron (110g/m <sup>2</sup> ) | 2 ea 6.8 (3.1)      |
| 29023 / E | Solar Cover | 15' (4.57m) Easy Set® & frame pools              | 176" (4.48m)               | 160 micron (150g/m <sup>2</sup> ) | 2 ea 14.2 (6.5)     |
| 29024 / E | Solar Cover | 16' (4.88m) Easy Set® & frame pools              | 185" (4.70m)               | 160 micron (150g/m <sup>2</sup> ) | 2 ea 16.0 (7.3)     |
| 29025 / E | Solar Cover | 18' (5.49m) Easy Set® & frame pools              | 212" (5.38m)               | 160 micron (150g/m <sup>2</sup> ) | 1 ea 10.3 (4.7)     |
| 29026 / E | Solar Cover | 18' x 9' (5.49 x 2.74m) Rectangular frame pools  | 212" x 100" (5.38 x 2.53m) | 160 micron (150g/m <sup>2</sup> ) | 1 ea 6.8 (3.1)      |
| 29027 / E | Solar Cover | 24' x 12' (7.32 x 3.66m) Rectangular frame pools | 282" x 136" (7.16 x 3.46m) | 160 micron (150g/m <sup>2</sup> ) | 1 ea 11.2 (5.1)     |

**POOL GROUND CLOTH**

- Durable material
- Provides added protection for pool bottom
- Fits 8'/10'/12'/15' (2.44/3.05/3.66/4.57m) Easy Set® and frame pools
- 15½' (4.72m) square
- Shelf box
- 2 ea, 9.0 lb (4.1 kg)



**FLOOR PROTECTOR**

- #29081 / E Interlocking Padded Floor Protector
- Provides added protection and cushion around pool & play area
- Made with durable polyethylene material
- Easily stores and transports
- Sold in packs of 8 pieces, 20 ft<sup>2</sup> (1.9 m<sup>2</sup>) of interlocking tiles
- Piece Size: 20" x 20" x 3/8" (50cm x 50cm x 1cm)
- 6 ea, 23.9 lb (10.9 kg)



- Helps keep pool water warmer
- Easy to use
- Available in 8 sizes
- Economical
- Carry bag



English/Spanish and multi-language international packaging available



**POOL MAINTENANCE KIT**

- #28002 / E**
- Includes 94" (2.39m) telescoping aluminum shaft for use with 16' (4.88m) and below pools
  - Interchangeable vacuum and skimmer heads
  - Pegable box
  - 4 ea, 13.8 lb (6.3 kg)



#28002

**DELUXE POOL MAINTENANCE KIT**

- #28003 / E**
- Includes 110" (2.79m) telescoping aluminum shaft for use with 18' (5.49m) diameter pools and above
  - Requires an Intex filter pump with a minimum flow rate of 800 gph (3,028L/hr)
  - Vacuum sucks debris off the pool floor and through the filter
  - Attaches to the outlet connector in the pool with a 24' 7" (7.50m) hose
  - Durable and deep mesh skimmer net
  - Shelf box
  - 3 ea, 24.8 lb (11.3 kg)



#28003

**POOL LADDERS**

- Coated steel frame
- Hi-impact plastic steps
- Shelf box

U.S. Patent #6,755,281



English/Spanish and multi-language international packaging available



#28060 #28061



#28062



#28063



#28072



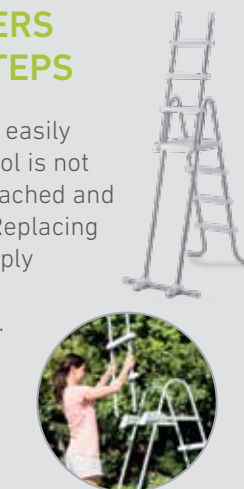
#28073



#28074

**DELUXE POOL LADDERS WITH REMOVABLE STEPS**

These pool ladders come with easily removable steps. When the pool is not in use, they can be quickly detached and removed from the pool area. Replacing them is simple and quick. Simply set the steps in the base, then snap and lock them into place. Available in three sizes, designed for 36"-42" (91cm-1.07m), 48" (1.22m) and 52" (1.32m) pools.



|                                 | For 36" (91cm) wall height | For 42" (1.07m) wall height | For 48" (1.22m) wall height | For 52" (1.32m) wall height | Removable Steps | Case Pack | Case Weight lb (kg) |
|---------------------------------|----------------------------|-----------------------------|-----------------------------|-----------------------------|-----------------|-----------|---------------------|
| 28060 / E                       | ●                          |                             |                             |                             |                 | 3         | 54.1 (24.6)         |
| 28061 / E                       |                            | ●                           |                             |                             |                 | 3         | 58.4 (26.5)         |
| 28062 / E                       |                            |                             | ●                           |                             |                 | 2         | 45.3 (20.6)         |
| 28063 / E                       |                            |                             |                             | ●                           |                 | 2         | 52.1 (23.7)         |
| <b>NEW STRUCTURE!</b> 28072 / E | ●                          | ●                           |                             |                             | ●               | 2         | 47.3 (21.5)         |
| <b>NEW!</b> 28073 / E           |                            |                             | ●                           |                             | ●               | 2         | 57.4 (26.1)         |
| <b>NEW STRUCTURE!</b> 28074 / E |                            |                             |                             | ●                           | ●               | 2         | 63.8 (29.0)         |



POOL CANOPY

- #28050 / E NEW!**
- Fits round Intex metal frame and Ultra Frame™ pools from 12'-18' (3.66m-5.49m)
  - Canopy constructed with durable Dacron woven material
  - Fiberglass ribs create a strong internal frame
  - Installation and removal are quick and easy: add the shade on hot days or remove on cooler days
  - Large vented window provides for a cooling airflow
  - Four attachment points for a secure connection to the frame pool structure
  - Half-dome design casts shade to a large area of the pool
  - Light weight for ease of installation, removal and storage
  - Will withstand winds up to 19 km/h (12 miles/hour)
- 3 ea, 23.7 lb (10.8 kg)






### MULTI-COLOR LED POOL SPRAYER

**#28089 / E NEW!**

Make your pool a beautiful oasis with this multi-color LED pool sprayer. Enjoy the light show as your family swims into the night with the multi-colored beams shining through a water cascade

- Lights in 4 bright colors: White, Red, Blue, and Green
- Built-in hydroelectric generator powers LED lighting (no batteries or electrical connection required)
- Fits all round and rectangular Metal Frame and Ultra Frame pools (not suitable for Easy Set, Oval, and Graphite Panel pools)
- Pump flow rate required: 1,000-3,000 gph (3,785-11,355L/hr)
- Includes one adaptor A to fit all Intex pool fittings: 1 1/4" (32mm) or 1 1/2" (38mm) hoses  
4 ea, 17.5 lb (7.9 kg)



### TOWEL RACK

**#28092 / E NEW!**

- Includes built-in cup holder that can hold up to 2 standard size beverages
- Holds towels conveniently close to the pool for an easy reach
- Adjustable height from 33 1/2" (85cm) to 50" (1.27m)
- Sleek design and neutral color, perfect for any outdoor space
- Dimensions: 23 5/8" L x 23 5/8" W x 50" H (60cm x 60cm x 1.27m)  
2 ea, 18.2 lb (8.3 kg)



### RECHARGEABLE HANDHELD VACUUM

**#28620 / E NEW!**

- Keep pool water clean by vacuuming out dirt and debris
- Strong built-in Ni-MH rechargeable batteries (50min per charge) for powerful suction capability
- Suitable for use with all PureSpas and above ground pools up to 18' diameter
- 94" (2.39m) lightweight telescoping aluminum shaft
- Shaft adapter to fit longer/wider telescoping aluminum shafts
- Two interchangeable brush heads
- Automatic shut-off feature when vacuum is not submerged in water
- IPX8 waterproof switch for added protection against water submersion
- USB cable included for convenient recharging (plug not included)  
4 ea, 25.8 lb (11.7 kg)





CHEMICAL DISPENSERS

**#29040 / E**  
**5" (12.7cm) FLOATING CHEMICAL DISPENSER**

- Holds up to 1" (2.5cm) chlorine or bromine tablets
- Made of durable non-corrosive polypropylene material
- Adjustable control ring to control the release of chemical
- Twist-lock cap
- Suitable for Intex pools up to 12' (3.66m) and PureSpa™
- Tablets not included



#29040

**#29041 / E**  
**7" (17.8cm) FLOATING CHEMICAL DISPENSER**

- Holds up to 3" (7.6cm) chlorine or bromine tablets
- Made of durable non-corrosive polypropylene material
- Adjustable control ring to control the release of chemical
- Twist-lock cap
- Suitable for all Intex pools and PureSpa™
- Tablets not included



#29041

TELESCOPING POLES

**#29054 / E**  
**94" (2.39m) Telescoping Aluminum Shaft**

- Ideal for attaching accessories to clean pools
- 94" (2.39m) lightweight telescoping aluminum shaft
- 1 1/8" (26.2mm) inner diameter



#29054

**#29055 / E**  
**110" (2.79m) Telescoping Aluminum Shaft**

- Ideal for attaching accessories to clean pools
- 110" (2.79m) lightweight telescoping aluminum shaft
- 1 3/8" (29.8mm) inner diameter



#29055

CLEANING ACCESSORIES

**#29050 / E**  
**Leaf Skimmer**

- Remove debris off pool water surface
- Improved design for easier debris collection
- Durable mesh skimmer net
- Compatible with 1 1/8" (26.2mm) inner diameter telescoping aluminum shaft (item# 29054, not included)



#29050

**#29051 / E**  
**Leaf Rake**

- Scoop debris from pool floor
- Deep and durable mesh skimmer net
- Compatible with 1 3/8" (29.8mm) inner diameter telescoping aluminum shaft (item# 29055, not included)



#29051

**#29052 / E**  
**10" (254mm) Wall Brush**

- Straight standard brush for pool cleaning and maintenance
- Quickly remove algae and grime from pool walls or pool floor
- Compatible with 1 1/8" (26.2mm) inner diameter telescoping aluminum shaft (item# 29054, not included)



#29052

**#29053 / E**  
**16" (406mm) Curved Wall Brush**

- Curved brush ideal for pool cleaning and maintenance
- Quickly remove algae and grime from pool walls or pool floor
- Compatible with 1 3/8" (29.8mm) inner diameter telescoping aluminum shaft (item# 29055, not included)



#29053

CLEANING KITS

**#29056 / E**  
**Basic Cleaning Kit**

- Includes leaf skimmer, wall brush and vacuum head
- Vacuum head with reusable debris bag, requires connection with garden hose for usage
- Durable mesh skimmer net
- Wall brush can quickly remove algae and grime from pool walls or pool floor
- Compatible with 1 1/8" (26.2mm) inner diameter lightweight telescoping aluminum shaft (item# 29054, not included)



#29056

**#29057 / E**  
**Deluxe Cleaning Kit**

- Includes leaf rake, curved wall brush and vacuum head
- Vacuum sucks debris off the pool floor and through the filter
- Durable and deep mesh skimmer net
- Curved wall brush can quickly remove algae and grime from pool walls or pool floor
- Compatible with 1 3/8" (29.8mm) inner diameter lightweight telescoping aluminum shaft (item# 29055, not included)



#29057

ACCESSORY HOSES

**#29059 / E**  
**Accessory Hose 1 1/4" (32mm)**

- Suitable for Intex filter pumps and saltwater systems that use 1 1/4" (32mm) hoses
- 59" (1.50m) length hose



#29059

**#29060 / E**  
**Accessory Hose 1 1/2" (38mm)**

- Suitable for Intex filter pumps and saltwater systems that use 1 1/2" (38mm) hoses
- 59" (1.50m) length hose



#29060

**#29083 / E**  
**Deluxe Vacuum Hose**

- 25' (7.60m) length
- Lightweight and flexible
- Removable end-fittings for easy cleaning and assembly
- Measures 1 1/2" (38mm) in diameter



#29083

FILTRATION MEDIA

**#29058 / E**  
**Glass Filtration Media**

Sand Filtration is one of the most commonly used methods of cleaning pools. But Intex's finely crushed Glass Filtration Media offers a better cleaning solution than sand.

- Cleans pool water more effectively
- Lasts 80% longer between replacements
- Requires 50% less backwashing
- Needs 20% less water to backwash
- For use in all Sand Filtration systems
- Particle size: 0.4 – 0.8mm
- 55 lb (25 kg) bag
- 36 ea, 2,076.8 lb (944.0 kg)



#29058




# LED LIGHTS



## LED FLOATING POOL LIGHT

Light up your poolside evenings with our Floating Pool Light. Intex Floating Light includes 3 different function modes: Flood Light, 3-Color Changer, and Flood Light & Color Changer combo. At the touch of a button the lights change modes to provide the ideal environment for your family or guests. Perfect for all above ground pools up to 18' (5.49m). This convenient floating light helps provide a safe and fun environment for all occasions.






#28690 / E

### Floating Light

- Illuminate your summer evenings with this fun & convenient floating pool light
- Includes 3 different colorful light-up modes
- Suitable for above ground pools up to 18' (5.49m)
- 2 hour auto shut-off
- Requires 4 AAA batteries (not included)
- Shelf box
- 8 ea, 10.5 lb (4.8 kg)



| Function                            |                                                                                       | LED light color                 |
|-------------------------------------|---------------------------------------------------------------------------------------|---------------------------------|
| Flood Light                         |   | Soft white                      |
| 3-Color Changer Light               |  | Red, green and blue             |
| Flood + 3-Color Changer Combo Light |  | Soft white, red, green and blue |

## MAGNETIC LED POOL-WALL LIGHTS

Lighting up an above ground pool has always been difficult. Unlike in-ground pool owners, who could flip a switch to light up their pools, above ground pool owners had to either cut a hole in their sidewall, risking leaks and damage to their pool or use a floating light.

The Intex LED light uses magnetic technology to create a light system that safely generates low voltage current THROUGH the pool's sidewall to a powerful LED light inside the pool. The advanced, energy efficient LED light delivers more brightness to your pool than a conventional 50-watt halogen pool light. So now, above ground pool owners can light their pools up just like in-ground pool owners, but without the expense and damage of cutting a hole in their pool.

The LED Pool-Wall light is the ultimate in flexibility and can be attached to any sidewall in any location – and be easily moved to different parts of the pool for different lighting effects. If the inner light unit becomes separated from the outer power source, it will automatically float to the surface for easy retrieval.

Beauty, convenience, innovation, performance, and value – all part of the Intex LED Pool-Wall light!



#28687E

- 110-120V
- Led light
- Magnetic wall mounting system
- Easily illuminates up to 24' (7.32m) pools
- Shelf box
- 4 ea, 19.1 lb (8.7 kg)

#28688

- 220-240V
- Led light
- Magnetic wall mounting system
- Easily illuminates up to 24' (7.32m) pools
- Shelf box
- 4 ea, 21.6 lb (9.8 kg)

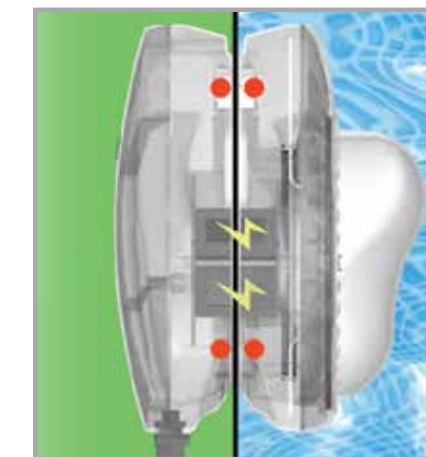
#28687  
#28688

| Features            | Benefits                                                                                                                                                                                                                                               |
|---------------------|--------------------------------------------------------------------------------------------------------------------------------------------------------------------------------------------------------------------------------------------------------|
| LED light           | Extra bright, long-lasting illumination                                                                                                                                                                                                                |
| Magnetic hook-up    | <ul style="list-style-type: none"> <li>• Safely transfers power directly through pool sidewall so light level will never fade</li> <li>• No batteries to recharge</li> <li>• Light is flexible and can be easily moved around pool sidewall</li> </ul> |
| Built-in floatation | If light becomes separated from magnet, it will automatically float to surface for easy retrieval                                                                                                                                                      |
| Below 12V           | Low electricity level; safe to use around pool and water                                                                                                                                                                                               |

# LED LIGHTS



English/Spanish and multi-language international packaging available



The outside unit transmits power safely and wirelessly to inside the underwater LED where the magnetic technology holds the two parts together.





# LED LIGHTS



## LAWN BRITE™ SOLAR LED LANDSCAPE LIGHT

The Intex LAWN BRITE™ solar LED light is designed to provide maximum light, look great, and last long in any yard. Each light comes with two separate base units: one for anchoring the light firmly into a lawn or garden, the other for placing the light on a solid surface such as a patio or around a pool. Both are interchangeable, so the location can be changed as needed!

### #28689 / E

- Long-lasting LED light
- Adjustable solar panel
- Lithium rechargeable battery
- Power switch function
- Compass to assist positioning
- Shelf box

3 ea, 8.7 lb (4.0 kg)



## DELUXE 5-IN-1 LED LIGHTS

Intex 5-in-1 LED light provides the perfect solution for all your portable lighting needs in one powerful product. This versatile, compact, multi-function light combines a powerful LED with a built-in micro processor that enables it to function as a flashlight, a hanging lantern, a table top lantern, a hazard light, and a safety beacon. For even more flexibility, the flashlight and the lantern modes can be operated at three power levels, allowing the operator to control the illumination and battery life according to their needs.



### #68691 / E

#### Deluxe 5-in-1 LED Light

- Built-in lithium rechargeable battery
- Optics design with 10x zoom lens
- 360 degree beacon
- USB charger cable
- 12V charger adaptor
- Durable water resistant and impact resistant construction
- Shelf box

6 ea, 8.7 lb (3.9 kg)

| Function          | Operation                                                                                                                                                                                  |
|-------------------|--------------------------------------------------------------------------------------------------------------------------------------------------------------------------------------------|
| Flashlight        | Pick flashlight mode, and choose between three power levels (8%, 50%, 100%) plus adjustable focus to meet all flashlight needs.                                                            |
| Hanging Lantern   | Operate in floodlight mode with lantern suspended. Choose between three power levels to meet individual requirements.                                                                      |
| Table Top Lantern | Operate in lantern mode. 8% power level is perfect for a nightlight at home or on the road, while 50% and 100% levels are ideal for campers, or to light up rooms, garages, RVs, or tents. |
| Hazard Light      | Operate at full power as a flashing amber-colored warning light. A must-have for car & boat owners, campers, and other travelers.                                                          |
| Emergency Beacon  | Operate at full power, automatically flashing the international SOS signal with a full 1 kilometer illumination range. Easily recognizable by rescue personnel.                            |

# LED LIGHTS



► Flash Light



► Hanging Lantern



► Tent Lumination





# Commitment to Excellence

In today's rapidly evolving and highly competitive environment, this translates into a total commitment to product quality, including conformity to all relevant safety & quality regulations and standards. Examples include:

- Regulation (EC) No.1907/2006 "Registration, Evaluation, Authorisation and Restriction of Chemicals (REACH)"
- EN 71 "Safety of toys" (European standard)
- EN 13138 "Buoyant aids for swimming instruction" (European standard)
- EN15649 "Floating leisure articles for use on and in the water" (European standard for air mats, lounges and other similar items)
- EN 60335-2-41 "Safety of household and similar electrical appliances, particular requirements for pumps" (European standard for water pumps)
- ISO 6185-1 "Inflatable boats" (International standard for Sports Boats)
- NMMA-ABYC (USA standard for hi-end sports boats)
- ASTM F963 "Standard Consumer Safety Specification for Toy Safety" (USA toy standard)
- ANSI/APSP-4 "AGP standard" (USA standard for above ground pools)
- CPSIA "Consumer Product Safety Improvement Act" (USA regulation of consumer and children's products)
- ASTM F2666 "Small pools standard" (USA standard for pools under 36" water depth)
- UL1450 "Electric inflators" (USA standard for electric inflators)
- UL1081 "Swimming pool pumps, filters and chlorinators" (USA standard)
- UL1563 "Electric Spas" (USA standard for Spa)



Intex's commitment to Excellence extends to helping our environment and supporting the ecosystem. It begins with product design. Intex's filter pumps operate on much lower amps than most filter pumps in the market, reducing electricity consumption. Our saltwater systems clean pools using only natural salt, eliminating the ongoing need for environmentally unfriendly packaged chlorine.

Intex also operates one of the most comprehensive recycling programs in the industry. We are the first company in China to successfully obtain a license to ship consumers' returns in the original package back to China to be recycled. Therefore, used materials and product returns are prevented from going to landfills and instead re-used in the manufacturing process where up to 10% of annually produced PVC is recycled.

Intex designs all of our own packaging for our products. We constantly challenge our methods of packaging to improve efficiency and reduce waste. More compact packaging techniques save cardboard while cutting down on space utilization, saving freight and fuel consumption.

As a manufacturer, Intex knows it has a responsibility to manage the amount of waste produced. As an employer of over ten thousand people, we also encourage our own employees to recycle, reduce waste, and be conscious of the environment. Starting from recycling corners for all our worldwide office facilities, our Factory has worked with the local government as well as through sponsorships with key partners to strengthen our efforts to be more eco-friendly. Intex has worked to provide incentives and seminars to employees as well as setting targets to reduce energy consumption. In addition, Intex has made significant investment in technology to achieve these goals. For example, we have implemented a frequency converter system which converts diesel to natural gas, installed solar water heaters and set up a recycled sewage system, and invested in equipment that reduces gas emissions.

From product design, to more efficient processes that save energy and reduce waste, to a world class recycling program, to more energy efficient offices, the people at Intex are striving to provide the best value products anywhere while constantly keeping our global ecosystem in mind.







# Global Customer Service



Intex Customer Service Center



Phone operators are ready to answer customer questions quickly and accurately



Extensive training ensures that Customer Service Centers are staffed with knowledgeable members

In addition to the products featured in this catalog, Intex also offers replacement & repair parts for many items. Please contact our Intex representatives or the following Customer Service locations for additional information.

Table listing Intex Customer Service locations worldwide, including Argentina, Australia, Austria, Belgium, Brazil, Canada, Chile/Uruguay, China, Colombia, Costa Rica, Cyprus, Czech Republic, Denmark, Dominican Republic, Ecuador, Egypt, Germany, Guatemala, Hungary, India, Israel, Italy, Japan, Lebanon, Mexico, Netherlands, New Zealand, Norway, Pakistan, Panama, Peru, Philippines, Poland, Portugal, Russia, Saudi Arabia, South Africa, South Korea, Spain, Sweden, Switzerland, Taiwan, Thailand, USA, UK, and Venezuela. Each entry includes the country name, company name, phone number, email, and website.

## PRODUCT LOCATOR TABLE

Product Locator Table with columns for ITEM #, DESCRIPTION, and PAGE. The table lists various pool equipment items such as skimmers, cleaners, pumps, filters, and accessories, organized into three columns.

### AGE GRADING



An icon indicates an item has an age recommendation

### ALL ELECTRICAL ACCESSORIES:

- Conforms to UL/CSA standards (110-120V models)
• CE approved (220-240V models)
• TUV-GS approved (GS designation models)

As a part of our program of product development and improvement, the detail specifications of the products shown in this catalog may be changed. For current specifications on any product, please contact your supplier of Intex products.

Intex introduces three additional designations in our catalog that highlight additional safety features that are included on a number of our pools. These designations are:

EG Pools with these letters after the 5-digit item code incorporate a GFCI (ground fault circuit interrupter) built into the filter pump.

The GFCI unit is an added safety feature and is designed to instantly shut the pump off if electrical current comes into contact with water. GFCI units are included in all 110-120V filter pumps and saltwater systems.

EH Pools with these letters after the 5-digit item code feature ANSI/APSP-16 certified dual suction outlets in accordance with the latest ANSI/APSP-7 standard for Suction Entrapment Avoidance and the U.S. Pool and Spa Safety Act, and provide improved water circulation. These pools also feature pumps with an integral GFCI.

GN/GS Pools with the GS designation after the 5-digit item code either incorporate an RCD built into the 220-240V filter pump, or contain filter pumps that operate with a 12V step-down transformer, which reduces the voltage dramatically while retaining the same performance level as the 220-240V version. Both are designed to meet special national requirements in some EU markets.