

North America

USA

Intex Recreation Corp.
P.O. Box 1440,
Long Beach, CA 90801-1440,
USA
T: (310) 549-5400
W: www.intexcorp.com

Europe

FRANCE

Unitex Service (France) S.A.S.
Z.A. de Milleure Bois du Ban – N°4
71480 LE MIROIR,
France
T: (33) 385 75 64 64
E: info@intexcorp.com.fr
W: www.intex.fr

ITALY

Unitex Italia S.R.L.
Via Brescia 1,
25014 Castenedolo – Brescia
Italy
T: (39) 039 2296998
E: commerciale@intexcorp.it
W: www.intexitalia.com

Asia

INTERNATIONAL

Intex Development Co., Ltd.
9th Floor, Everbright Centre,
108 Gloucester Road, Wanchai,
Hong Kong
T: (852) 2827-0000
E: info@intexdevelopment.com
W: www.intexdevelopment.com

NETHERLANDS

Intex Trading B.V.
Ettenseweg 46,
4706 PB Roosendaal,
The Netherlands
T: (31) 165-593939
E: info@intexcorp.nl
W: www.intex.eu

EASTERN EUROPE

Intex Trading s.r.o.
Hradecka 3
130 00 Praha 3
Czech Republic
T: (420) 267 312 645
E: info@intexcorp.cz
W: www.intexcompany.cz

INTEX

©2026 Intex Marketing Ltd. - Intex Development Co., Ltd. - Intex Recreation Corp. All rights reserved. Printed in China.
®™ Trademarks used in some countries of the world under license from Intex Marketing Ltd. to Intex Development Co., Ltd. and Intex Recreation Corp.

2027

INTEX

Summer

COLLECTION

2027 SUMMER COLLECTION



2027

2027

WETSET® COLLECTION

At INTEX, everything we do centers around quality, value and family time. Our products are built to last, just like the memories made by the people who use them.

Contents

06 WETSET® BASICS	64 PLAY CENTERS
18 POOL TOYS & FLOATS	74 SWIMMING POOLS
34 MATS & LOUNGES	90 AQUAFLOW™ SWIM GEAR
38 SPORT LOUNGES	96 BOATS & KAYAKS
44 RIDE-ONS	116 SUPS
50 POOL GAMES	120 IN TOYZ®
52 NOVELTIES	126 AIR PUMPS

About Us



In 1966, a small California company began importing and marketing toys for kids, laying the foundation for what is today a global group of companies known as INTEX®. Over the past 60 years, INTEX has been developing and manufacturing a broad range of products that entire families can enjoy. Much has changed in our 60 years, but some very important things remain the same.

INTEX continues to deliver high-quality products that bring value to families worldwide. Our design process doesn't end until we're sure we have created a top-tier experience for our consumers—one that is safe, aesthetically pleasing, and enjoyable. Before our goods reach the market, we rigorously test them in state-of-the-art factories. From there, we set the scene for families in over 100 countries and territories to splash around in the sun or welcome guests into their homes.

The INTEX Wet Set line features hundreds of backyard, pool, and lake inflatables designed for all budgets and age groups. From colorful beach balls to luxurious floating islands, Wet Set brings endless summer fun. For outdoor enthusiasts, we offer a versatile lineup of boats, kayaks, and SUPs to enhance any water adventure.

Ask your INTEX representative for one of our product catalogs—we're confident you'll find our lineup unmatched in quality, innovation, and comfort.

INTEX remains dedicated to bringing people together for another 60 years and beyond—it's what we do best!

SOCIAL

Want to know what's happening in the INTEX global communities? Join us on Instagram and Facebook and get a glimpse of the latest!



@intexrecreationcorp
@intex.global
@intex_france
@intex_nederland



@intexrecreationcorp
@IntexFrance
@intexNL

WEB

Visit our international websites for additional product information and offerings.

www.intexcorp.com
www.intexdevelopment.com
www.intex.fr
www.intexcorp.eu
www.intexitalia.com



Intex Manufacturing and Distribution Complex, Xiamen, China



Intex Trading B.V., The Netherlands



Unisex Service (France) S.A.S., France



Intex Recreation Corp., Long Beach, CA, USA




Intex Development Co. Ltd., Hong Kong

Commitment to Excellence

INTEX is committed to delivering the highest quality products that meet or exceed the expectations of our customers. Our vision is to be the most recognizable, trusted and innovative company in our industry. We understand that product safety is essential to upholding our consumers' trust and expectations. That's why we keep quality and safety in mind with every product we produce. In addition to meeting all safety and quality regulations and standards, we set our own rigorous standards and challenge ourselves to continuously improve and exceed them.

Examples of regulations and standards we conform to include:
 EN 16927, Safety and test methods for mini pools (European standard)
 EN 16582, Safety and test methods for domestic swimming pools other than mini pools (European standard)
 Regulation (EC) No.1907/2006 "Registration, Evaluation, Authorization and Restriction of Chemicals (REACH)"
 EN 71 "Safety of toys" (European standard)
 EN 13138 "Buoyant aids for swimming instruction" (European standard)
 EN ISO 25649 "Floating leisure articles for use on and in the water" (European/International standard for air mats, lounges and other similar items)
 EN 60335-2-41 "Safety of household and similar electrical appliances, particular requirements for pumps" (European standard for water pumps)
 ISO 6185-1 "Inflatable boats" (International standard for Sports Boats)

NMMA-ABYC (USA standard for high-end sports boats)
 ASTM F963 "Standard Consumer Safety Specification for Toy Safety" (USA toy standard)
 ANSI/APSP-4 "AGP standard" (USA standard for above ground pools)
 CPSIA "Consumer Product Safety Improvement Act" (USA regulation of consumer and children's products)
 ASTM F2666 "Small pools standard" (USA standard for pools under 36" water depth)
 UL1450 "Electric inflators" (USA standard for electric inflators)
 UL1081 "Swimming pool pumps, filters and chlorinators" (USA standard)



Beach Balls



59020NK/EK
GLOSSY PANEL BALL
 • 20" (51cm) diameter
 36 ea, 7.3 lb (3.3 kg)
 AGE
3+



59030NK/EK
GLOSSY PANEL BALL
 • 24" (61cm) diameter
 36 ea, 9.8 lb (4.5 kg)
 AGE
3+



58642ER/EK
DELUXE ARM BANDS
 • 9" x 6" (23cm x 15cm)
 • 2 air chambers each
 36 pairs, 12.0 lb (5.4 kg)
 AGE | WEIGHT LIMIT | PEGABLE BOX
3-6 | 42-66 lb/19-30 kg |




58641ER/EK
LARGE DELUXE ARM BANDS
 • 12" x 6" (30cm x 15cm)
 • 2 air chambers each
 36 pairs, 13.5 lb (6.2 kg)
 AGE | WEIGHT LIMIT | PEGABLE BOX
6-12 | 66-132 lb/30-60 kg |

59642ER/EK
LARGE ARM BANDS
 • 10" x 6½" (25cm x 17cm)
 • 2 air chambers each
 36 pairs, 9.1 lb (4.1 kg)
 AGE | WEIGHT LIMIT
6-12 | 66-132 lb/30-60 kg



58671ER/EK
DELUXE SWIM VEST
 • 19½" x 18½" (50cm x 47cm)
 • 3 air chambers
 • 2 quick release adjustable buckles
 24 ea, 16.7 lb (7.6 kg)
 AGE | WEIGHT LIMIT | PEGABLE BOX
3-6 | 42-66 lb/19-30 kg |

Tubes & Lounges



59258NP
HI-GLOSS TUBES
• 30" (76cm) diameter
• Green, Yellow and Pink
• 2 heavy-duty handles
24 ea, asst, 15.4 lb (7.0 kg)

AGE | WEIGHT LIMIT
8+ | 88 lb/40 kg

59258EP
same as 59258NP
EPA - Green
EPB - Yellow
EPC - Pink



59260NK
TRANSPARENT TUBES
• 30" (76cm) diameter
• Orange, Aqua and Purple
24 ea, asst, 11.1 lb (5.1 kg)

AGE | WEIGHT LIMIT
8+ | 88 lb/40 kg

59260EK
same as 59260NK
EKA - Orange
EKB - Aqua
EKC - Purple

59262NK
NEON FROST TUBES
• 36" (91cm) diameter
• Pink, Yellow and Green
24 ea, asst, 18.0 lb (8.2 kg)

AGE | WEIGHT LIMIT
9+ | 132 lb/60 kg

59262EK
same as 59262NK
EKA - Pink
EKB - Yellow
EKC - Green



weiser® basics



58859EU
SIT 'N FLOAT™
• 58" x 39" (1.47m x 99cm)
• 2 air chambers
• 2 heavy-duty handles for stability
12 ea, asst, 26.4 lb (12.0 kg)

WEIGHT LIMIT | REPAIR PATCH | SHELF BOX
220 lb/100 kg | |

58859EP
same as 58859EU
EPA - Pink
EPB - Blue

Mats

wetset® basics



59703NP

- ECONOMATS**
- 72" x 27" (1.83m x 69cm)
 - Green, Orange and Blue
 - Matte finish

36 ea, asst, 37.3 lb (17.0 kg)

WEIGHT LIMIT
220 lb/100 kg

59703EP

- same as 59703NP
- EPA - Green
 - EPB - Orange
 - EPC - Blue

59703EU

- Same as 59703NP/EP except
- 2 air chambers

24 ea, asst, 34.3 lb (15.6 kg)

REPAIR PATCH



58890EU

18-POCKET FASHION MATS

- 74" x 28" (1.88m x 71cm)
- 2 air chambers
- Pillow for comfort


6 ea, asst, 17.1 lb (7.8 kg)

WEIGHT LIMIT | REPAIR PATCH | SHELF BOX
220 lb/100 kg



58890EP

- same as 58890EU
- EPA - Purple
 - EPB - Green
 - EPC - Orange



58894EU/EP

18-POCKET SUNTANNER MAT

- 74" x 28" (1.88m x 71cm)
- Clear top, reflective silver bottom
- 2 air chambers

6 ea, 17.0 lb (7.7 kg)

WEIGHT LIMIT | REPAIR PATCH | SHELF BOX
220 lb/100 kg



59895EU

18-POCKET CLEAR WINDOW MATS

- 74" x 28" (1.88m x 71cm)
- 2 air chambers
- Clear vinyl top with color pockets
- See-through window

12 ea, asst, 26.6 lb (12.1 kg)

WEIGHT LIMIT | REPAIR PATCH
220 lb/100 kg



59895EP

- same as 59895EU
- EPA - Orange
 - EPB - Blue



59894EU

18-POCKET SUNTANNER MATS

- 74" x 28" (1.88m x 71cm)
- 2 air chambers
- Clear vinyl with color pockets
- See-through window

12 ea, asst, 26.4 lb (12.0 kg)

WEIGHT LIMIT | REPAIR PATCH
220 lb/100 kg



59894EP

- same as 59894EU
- EPA - Pink
 - EPB - Green

wetset® basics

Baby Pools



57107NP/EP
SUNSET GLOW BABY POOL

- 24" x 8½" (61cm x 22cm) inflated
- Soft inflatable floor
- Capacity 5½" (14cm) of wall height: 7 gal (28L)
- Capacity 6" (15cm) of wall height: 12 ea, 11.6 lb (5.3 kg)

AGE | REPAIR PATCH | SHELF BOX
1-3 | |

58924NP/EP

- 34" x 10" (86cm x 25cm) inflated
- Soft, inflatable floor
- Capacity 6" (15cm) of wall height: 15 gal (56L)
- 6 ea, 9.1 lb (4.1 kg)

AGE | REPAIR PATCH | SHELF BOX
1-3 | |



57100NP
PLAY BOX POOLS

- 34" L x 34" W x 10" H (86cm x 86cm x 25cm) inflated
- Soft inflatable floor
- Capacity 6½" (17cm) of wall height: 15 gal (57L)
- 6 ea, asst, 12.8 lb (5.8 kg)

AGE | REPAIR PATCH | SHELF BOX
1-3 | |

57100EP
same as 57100NP
EPA - Pink
EPB - Blue



59416NP/EP
CRYSTAL BLUE POOL

- 45" x 10" (1.14m x 25cm) inflated
- Capacity 7" (18cm) of wall height: 41 gal (156L)
- Capacity 9" (23cm) of wall height: 12 ea, 22.2 lb (10.1 kg)

AGE | REPAIR PATCH
2+ |

58426NP/EP

- 58" x 13" (1.47m x 33cm) inflated
- Capacity 9" (23cm) of wall height: 87 gal (330L)
- 6 ea, 19.1 lb (8.7 kg)

AGE | REPAIR PATCH | SHELF BOX
2+ | |

58446NP/EP

- 66" x 15" (1.68m x 38cm) inflated
- Capacity 11½" (29cm) of wall height: 154 gal (581L)
- 6 ea, 28.9 lb (13.1 kg)

AGE | REPAIR PATCH | SHELF BOX
2+ | |



57412NP/EP
SUNSET GLOW POOL

- 45" x 10" (1.14m x 25cm) inflated
- 3 rings, soft inflatable floor
- Capacity 7" (18cm) of wall height: 35 gal (131L)
- 6 ea, 15.2 lb (6.9 kg)

AGE | REPAIR PATCH | SHELF BOX
2+ | |

57422NP/EP

- 58" x 13" (1.47m x 33cm) inflated
- Soft inflatable floor
- Capacity 9½" (24cm) of wall height: 73 gal (275L)
- 6 ea, 23.0 lb (10.5 kg)

AGE | REPAIR PATCH | SHELF BOX
2+ | |



56441NP/EP
SUNSET GLOW POOL

- 66" x 18" (1.68m x 46cm) inflated
- Capacity 14½" (37cm) of wall height: 206 gal (780L)
- Drain plug
- 6 ea, 34.4 lb (15.6 kg)

AGE | REPAIR PATCH | SHELF BOX
3+ | |



57403NP/EP
RECTANGULAR POOL

- 65½" L x 39½" W x 10" H (1.66m x 1.00m x 25cm) inflated
- Soft inflatable floor
- Capacity 6½" (17cm) of wall height: 24 gal (90L)
- 6 ea, 19.7 lb (9.0 kg)

AGE | REPAIR PATCH | SHELF BOX
2+ | |



Swim Center™

NEW
COLOR

57180NP/EP

SWIM CENTER™ FAMILY POOL

- 80" L x 60" W x 19" H (2.03m x 1.52m x 48cm) inflated
- Capacity 13½" (34cm) of wall height: 143 gal (540L)
- Drain plug
3 ea, 24.8 lb (11.3 kg)

AGE | REPAIR PATCH | SHELF BOX
3+ |  | 



57181NP/EP

AQUA SWIM CENTER™ FAMILY POOL

- 90" L x 60" W x 19" H (2.29m x 1.52m x 48cm) inflated
- Capacity 13" (33cm) of wall height: 159 gal (600L)
- Drain plug
3 ea, 27.9 lb (12.7 kg)

AGE | REPAIR PATCH | SHELF BOX
3+ |  | 



56483NP/EP

SWIM CENTER™ FAMILY POOL

- 103" L x 69" W x 22" H (2.62m x 1.75m x 56cm) inflated
- Capacity 14" (36cm) of wall height: 203 gal (770L)
- Drain plug
2 ea, 23.1 lb (10.5 kg)

AGE | REPAIR PATCH | SHELF BOX
6+ |  | 

58484NP/EP

SWIM CENTER™ FAMILY POOL

- 120" L x 72" W x 22" H (3.05m x 1.83m x 56cm) inflated
- Capacity 14" (36cm) of wall height: 277 gal (1,050L)
- Drain plug
2 ea, 31.9 lb (14.5 kg)

AGE | REPAIR PATCH | SHELF BOX
6+ |  | 





PLAY SERIES
**EXPLORER™ BOATS
100/200/300**

- 2 air chambers with double valves
 - Grab rope on bow
 - Inflatable floor for comfort and rigidity
 - Welded-on oar locks
 - U.S. Coast Guard I.D.
- Item not available in Europe

AGE | REPAIR PATCH | SHELF BOX
6+ | |



EXPLORER™	MODEL	CASE PACK	CASE WEIGHT LB (KG)	INFLATED SIZE FT (CM)	PERSONS CAPACITY	CAPACITY LB (KG)	ACCESSORIES
58329NP/EP	Explorer™ 100	3	9.6 (4.4)	4'10" x 2'9" x 1'2" (147 x 84 x 36)		120 (55)	–
58330NP/EP	Explorer™ 200	3	14.9 (6.8)	6'1" x 3'1" x 1'4" (185 x 94 x 41)		210 (95)	–
58331NP/EP	Explorer™ 200 Set	3	23.4 (10.6)	6'1" x 3'1" x 1'4" (185 x 94 x 41)		210 (95)	59623 48" French Oars 69613 Mini Air Pump
58332NP/EP	Explorer™ 300 Set	3	33.2 (15.1)	6'11" x 3'10" x 1'4" (211 x 117 x 41)		410 (186)	59623 48" French Oars 68612 High-Output Pump



PLAY SERIES
EXPLORER™ PRO BOATS 50/100/200

- 3 air chambers including an inner auxiliary chamber inside main hull
- Quick-fill, fast-deflate Boston valve on main hull chamber (excluding 50)
- All-around grab line
- Inflatable I-beam floor for comfort and rigidity
- Grab handle on bow
- Welded-on oar locks (excluding 50)
- Oar holders (models 200/300)
- U.S. Coast Guard I.D.
- TUV approved (excluding 50)

AGE | REPAIR PATCH | SHELF BOX
6+ | |




EXPLORER™ PRO	MODEL	CASE PACK	CASE WEIGHT LB (KG)	INFLATED SIZE FT (CM)	PERSONS CAPACITY	CAPACITY LB (KG)	STANDARD	ACCESSORIES
58354NP/EP	Explorer™ Pro 50	4	17.3 (7.9)	4'6" x 2'9½" x 9" (137 x 85 x 23)		88 (40)	EN25649	–
58355NP/EP	Explorer™ Pro 100	3	17.0 (7.7)	5'3" x 3'1" x 11½" (160 x 94 x 29)		176 (80)		–
58356NP/EP	Explorer™ Pro 200	3	25.7 (11.7)	6'5" x 3'4" x 11" (196 x 102 x 33)		264 (120)	ISO 6185-1	–

Puff 'N Play™ & Dive Toyz™

59590NK/EK
PUFF 'N PLAY™ WATER TOYS

- Dakota the Duck
 - Fred the Flamingo
 - Teddy the Tropical Fish
 - Billy the Blue Whale
- 36 ea, asst, 2.5 lb (1.2 kg)


AGE
2+



55508/E
UNDERWATER TORPEDOES

- Bright and colorful
 - Made with soft, flexible material
 - Glides smoothly underwater
- 12 ea, 5.1 lb (2.3 kg)

AGE
6+



55503/E
UNDERWATER FUN BALLS

- Soft neoprene material for streamers
 - Floating streamers create extra fun
 - 3 bright colors in one set
- 12 ea, 4.3 lb (2.0 kg)

AGE
6+

55504/E
UNDERWATER PLAY STICKS

- Soft flexible material for safety
 - Sticks stand upright on pool bottom
 - 5 bright color in one set
- 12 ea, 7.3 lb (3.3 kg)

AGE
6+



55507/E
UNDERWATER FISH RINGS

- 4 bright color in one set
 - Soft flexible material for safety
 - Rings stand upright on pool bottom
- 12 ea, 5.4 lb (2.4 kg)

AGE
6+

Swim Trainers



59651ER/EK
**LITTLE SEA PALS
ARM RINGS**

- 10½" x 10" (27cm x 25cm)
- 2 air chambers each
- 36 pairs, 9.6 lb (4.4 kg)

AGE | WEIGHT LIMIT
3-6 | 42-66 lb/19-30 kg

NEW



59653ER/EK
SAFARI BUDDIES ARM BANDS

- 8" x 6" (20cm x 15cm)
- 2 air chambers each
- 36 pairs, 6.6 lb (3.0 kg)

AGE | WEIGHT LIMIT
6-36m | 18-42 lb/8-19 kg

NEW



58675ER/EK
ARM BANDS WITH SWIM BELT

- Swim Belt: 23" x 7.5" (58cm x 19cm)
- Armbands: 9" x 6" (23cm x 15cm)
- 24 ea, 12.2 lb (5.6 kg)

AGE | WEIGHT LIMIT | PEGABLE BOX
3-6 | 42-66 lb/19-30 kg |



56587EU/EP
**POOL SCHOOL™ DELUXE
BABY FLOAT**

- 31" x 31" (79cm x 79cm)
- Diaper style seat
- 4 air chambers
- 12 ea, 22.4 lb (10.2 kg)

AGE | WEIGHT LIMIT | REPAIR PATCH | PEGABLE BOX
1-2 | 33 lb/15 kg | |



58660ER/EK
**POOL SCHOOL™ DELUXE
SWIM VEST**

- 19½" x 18½" (50cm x 47cm)
- 24 ea, 16.5 lb (7.5 kg)

AGE | WEIGHT LIMIT | PEGABLE BOX
3-6 | 42-66 lb/19-30 kg |



59661NK/EK
**TROPICAL BUDDIES
SWIM VEST**

- 16" x 12" (41cm x 30cm)
- 24 ea, 9.5 lb (4.3 kg)
- Not available in Europe

AGE | WEIGHT LIMIT
3-5 | 40-50 lb/18-23 kg

BACK SIDE



58652ER/EK
**TROPICAL BUDDIES
ARM BANDS**

- 9" x 6" (23cm x 15cm)
- 2 air chambers each
- 36 pairs, 10.4 lb (4.7 kg)

AGE | WEIGHT LIMIT | PEGABLE BOX
3-6 | 42-66 lb/19-30 kg |

Beach Balls



NEW GRAPHICS

56573NP/EP
KIDDIE FLOAT
 • 32" x 31" (81cm x 79cm)
 • 2 air chambers
 • Inflatable sunshade
 12 ea, 16.9 lb (7.7 kg)
 Not available in Europe

AGE	WEIGHT LIMIT	SHELF BOX
1-2	33 lb/15 kg	



59065NK/EK
JUMBO BALL
 • 42" (1.07m) diameter
 24 ea, 24.5 lb (11.2 kg)
 AGE REPAIR PATCH
 3+



59040NK
LIVELY PRINT BALLS
 • 20" (51cm) diameter
 • Fruity Delight, Starfish and Happy Fish Friends
 36 ea, asst, 7.1 lb (3.2 kg)
 AGE
 3+

59040EK
 same as 59040NK
 EKA - Fruity Delight
 EKB - Starfish
 EKC - Happy Fish Friends

Baby Floats



56585EU/EP
MY BABY FLOAT™
 • 27½" (70cm) diameter
 • Diaper style seat
 • 4 air chambers
 12 ea, 17.2 lb (7.8 kg)

AGE	WEIGHT LIMIT	REPAIR PATCH	PEGABLE BOX
6-12m	25 lb/11 kg		



59574NP/EP
MY BABY FLOAT™
 • 26½" (67cm) diameter
 • Diaper style seat
 • 2 air chambers
 24 ea, 18.7 lb (8.5 kg)
 Not available in Europe

AGE	WEIGHT LIMIT
1-2	33 lb/15 kg

NEW DESIGN



NEW DESIGN



59586NP
KIDDIE FLOATS
 • 24 ea, asst, 15.5 lb (7.1 kg)
 Not available in Europe

Lil' Fire Engine: 32" x 23" (81cm x 58cm)
 Lil' Race Car: 28" x 23" (71cm x 58cm)
 Lil' Crane: 31" x 23" (79cm x 58cm)

AGE	WEIGHT LIMIT	REPAIR PATCH
1-2	33 lb/15 kg	

59586EP
 same as 59586NP
 EPA - Lil' Fire Engine
 EPB - Lil' Race Car
 EPC - Lil' Crane

Pool Floats

NEW DESIGN



NEW DESIGN



59570NP SEE-ME-SIT POOL RIDERS

- Axolotl, Giraffe and Capybara
 - 2 air chambers
 - Smooth leg holes
- 12 ea, asst, 13.2 lb (6.0 kg)
Not available in Europe

Axolotl: 32" x 23" (81cm x 58cm)
Giraffe: 36" x 23" (91cm x 58cm)
Capybara: 31" x 23" (79cm x 58cm)

AGE	WEIGHT LIMIT	REPAIR PATCH
3-4	50 lb/23 kg	

59570EP
same as 59570NP
EPA - Axolotl
EPB - Giraffe
EPC - Capybara

NEW DESIGN



NEW DESIGN



NEW DESIGN



59380NP POOL CRUISERS

- Submarine, Airplane and Race car
- 24 ea, asst, 22.1 lb (10.0 kg)

Submarine: 44" x 40" (1.12m x 1.02m)
Airplane: 47" x 40" (1.19m x 1.02m)
Race car: 38" x 25" (97cm x 64cm)

AGE	WEIGHT LIMIT	REPAIR PATCH
3-6	59 lb/27 kg	

59380EP
same as 59380NP
EPA - Submarine
EPB - Airplane
EPC - Race car

NEW



59157NP ANIMAL FRIENDS MESH FLOATS

- Alligator, Capybara and Little Lamb
- 18 ea, asst, 16.9 lb (7.7 kg)

Alligator: 44" x 35" (1.12m x 89cm)
Capybara: 44" x 27" (1.12m x 69cm)
Little Lamb: 45" x 32" (1.14m x 81cm)

AGE	WEIGHT LIMIT	REPAIR PATCH
6+	88 lb/40 kg	

59157EP
same as 59157NP
EPA - Alligator
EPB - Capybara
EPC - Little Lamb



58159NK/EK AXOLOTL FLOAT

- Deflated 46" x 42" (1.17m x 1.07m)
 - 2 heavy-duty handles
- 12 ea, 18.4 lb (8.4 kg)

AGE	WEIGHT LIMIT	REPAIR PATCH	SHELF BOX
3+	88 lb/40 kg		

NEW



59515NP/EP POOL STRAWS™ FABRIC WRAPPED POOL NOODLES

- Soft fabric-wrapped exterior for enhanced comfort
 - 24-piece assortment in ready-to-display PDQ
 - 2½" x 48" (6cm x 1.22m)
- 24 ea, asst, 9.9 lb (4.5 kg)

AGE
3+

Pool Floats



58172NK
SURF'S UP RIDERS
• 33" x 31" (84cm x 79cm)
• See-through base
• 2 handles for stability
• 2 air chambers
12 ea, asst, 15.1 lb (6.9 kg)

AGE	WEIGHT LIMIT	REPAIR PATCH	SHELF BOX
6+	88 lb/40 kg		



See-through base

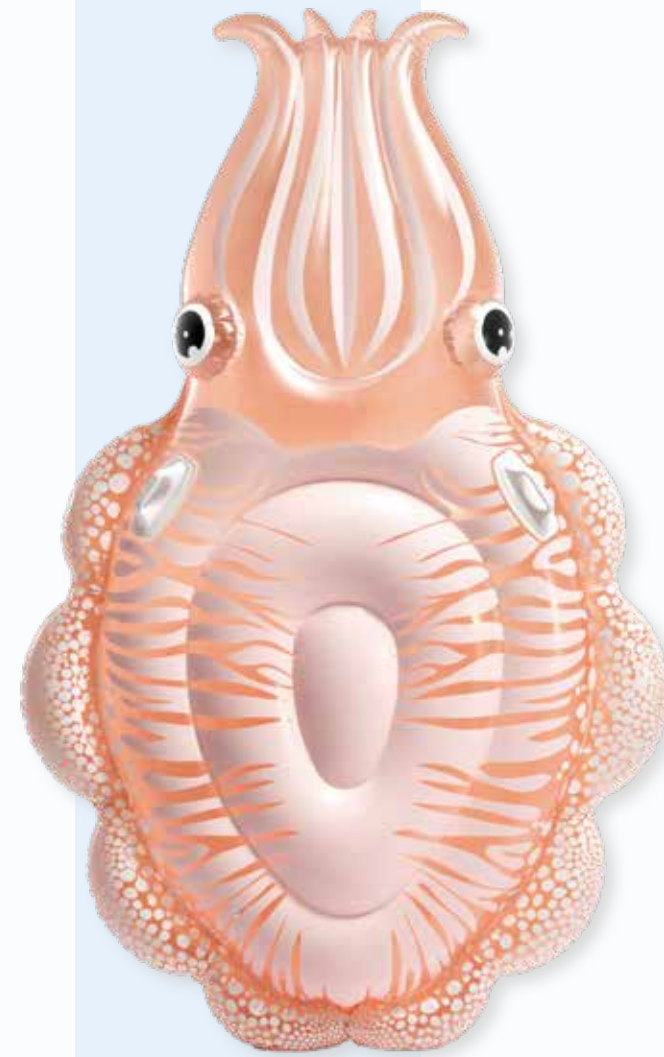
58172EK
same as 58172NK
EKA - Blue
EKB - Orange



58165NK
JOY RIDERS
• 44" x 24½" (1.12m x 62cm)
• 2 handles for stability
• 2 air chambers
12 ea, asst, 18.2 lb (8.3 kg)

AGE	WEIGHT LIMIT	REPAIR PATCH	SHELF BOX
6+	88 lb/40 kg		

58165EK
same as 58165NK
EKA - Yellow
EKB - Red



58731EU/EP
CUTTLEFISH FLOAT
• 78" x 52" (1.98m x 1.32m)
• 2 heavy-duty handles
4 ea, 17.4 lb (7.9 kg)

AGE	WEIGHT LIMIT	REPAIR PATCH	SHELF BOX
6+	176 lb/80 kg		



59230NK
LIVELY PRINT SWIM RINGS
• 20" (51cm) diameter
• Fruity Delight, Starfish and Happy Fish Friends
36 ea, asst, 7.1 lb (3.2 kg)

AGE
3-6



59241NP
• 24" (61cm) diameter
• Fruity Delight, Starfish and Happy Fish Friends
36 ea, asst, 9.8 lb (4.5 kg)

AGE
6-10



59230EK
same as 59230NK
EKA - Fruity Delight
EKB - Starfish
EKC - Happy Fish Friends

59241EP
same as 59241NP
EPA - Fruity Delight
EPB - Starfish
EPC - Happy Fish Friends

Swim Rings

NEW DESIGN



NEW DESIGN



59221NK
BIG ANIMAL RINGS
• Pink Unicorn, Giraffe and Whale
36 ea, asst, 18.2 lb (8.3 kg)

Pink Unicorn: 41" X 23" (1.04m X 58cm)
Giraffe: 34" x 23" (86cm x 58cm)
Whale: 31" x 22½" (79cm x 57cm)

AGE
3-6

59221EK
same as 59221NK
EKA - Pink Unicorn
EKB - Giraffe
EKC - Whale



59220NK

ANIMAL SPLIT RINGS

- Bumble Bee, Sloth and Flamingo
- 36 ea, asst, 12.1 lb (5.5 kg)

Bumble Bee: 23" x 21½" (58cm x 55cm)

Sloth: 23" x 21½" (58cm x 55cm)

Flamingo: 30" x 21½" (76cm x 55cm)

AGE

3-6

59220EK

same as 59220NK

EKA - Bumble Bee

EKB - Sloth

EKC - Flamingo



NEW GRAPHICS



NEW GRAPHICS



59242NP

TRANSPARENT RINGS

- 24" (61cm) diameter
- 3 assorted patterns printed on clear vinyl
- 36 ea, asst, 9.7 lb (4.4 kg)

AGE

6-10

59242EP

same as 59242NP

EPA - Purple

EPB - White

EPC - Yellow

NEW DESIGN



NEW DESIGN



NEW DESIGN



59266NK

CUTE ANIMAL TUBES

- Capybara, Shark and Otter
- 24 ea, asst, 12.7 lb (5.8 kg)

Capybara: 33" X 27" (84cm X 69cm)

Shark: 39" X 38" (99cm X 97cm)

Otter: 36" X 27" (91cm X 69cm)

AGE | WEIGHT LIMIT

8+ | 88 lb/40 kg

59266EK

same as 59266NK

EKA - Capybara

EKB - Shark

EKC - Otter

Swim Tubes



Swim Tubes

**59259NK
WHIMSICAL MAGIC TUBES**

- 32" (81cm) diameter
- Flower, Heart and Rainbow
- 24 ea, asst, 13.2 lb (6.0 kg)

AGE | WEIGHT LIMIT
8+ | 88 lb/40 kg

59259EK
same as 59259NK
EKA - Flower
EKB - Heart
EKC - Rainbow




**59256NK
STRIPED DREAMS
TUBES**

- Chic and stylish striped pattern
- 36" (91cm) diameter
- 2 heavy-duty handles
- 24 ea, asst, 22.8 lb (10.4 kg)

AGE | WEIGHT LIMIT
9+ | 132 lb/60 kg

59256EK
same as 59256NK
EKA - Blue
EKB - Pink



**59251NK
CLEAR COLOR TUBES**

- 36" (91cm) diameter
- 24 ea, asst, 18.5 lb (8.4 kg)

AGE | WEIGHT LIMIT
9+ | 132 lb/60 kg

59251EK
same as 59251NK
EKA - Pink
EKB - Blue
EKC - Purple



**59271NK
COASTAL CABANA TUBES**

- Blue, Pink and Green
- 36" (91cm) diameter
- 24 ea, asst, 18.8 lb (8.6 kg)

AGE | WEIGHT LIMIT
9+ | 132 lb/60 kg

59271EK
same as 59271NK
EKA - Blue
EKB - Pink
EKC - Green

NEW GRAPHICS



56261NK
FRUIT FIESTA TUBES
 • 42" (1.07m) diameter
 • 2 heavy-duty handles
 12 ea, asst, 18.4 lb (8.4 kg)

AGE	WEIGHT LIMIT	REPAIR PATCH	SHELF BOX
9+	176 lb/80 kg		

59261EK
 same as 59261NK
 EKA - Cherry
 EKB - Pineapple
 EKC - Grapefruit

NEW GRAPHICS



68209NK/EK
RIVER RAT™
 • 48" (1.22m) diameter
 • 2 air chambers with double valves
 • All-around grab line
 6 ea, 18.3 lb (8.3 kg)
 Not available in Europe

AGE	WEIGHT LIMIT	REPAIR PATCH	SHELF BOX
9+	220 lb/100 kg		

NEW GRAPHICS



58263NK
SUMMER DREAMS TUBES
 • 38" (97cm) diameter
 • 2 heavy-duty handles
 12 ea, asst, 15.6 lb (7.1 kg)

AGE	WEIGHT LIMIT	SHELF BOX
9+	176 lb/80 kg	

58263EK
 same as 58263NK
 EKA - Sunset
 EKB - Coconut Tree
 EKC - Palm Leaves



56268NK/EK
MONSTER TRUCK TUBE
 • 45" (1.14m) diameter
 • 2 heavy-duty handles
 6 ea, 11.0 lb (5.0 kg)

AGE	WEIGHT LIMIT	REPAIR PATCH	SHELF BOX
9+	220 lb/100 kg		



59252NK/EK
GIANT TIRE TUBE
 • 36" (91cm) diameter
 24 ea, 18.8 lb (8.6 kg)

AGE	WEIGHT LIMIT
9+	132 lb/60 kg

Mats

mats & lounges



59717EU
NEON FROST AIR MATS
 • 72" x 30" (1.83m x 76cm)
 • Pink, Yellow and Green
 • 2 air chambers
 24 ea, asst, 36.3 lb (16.5 kg)

WEIGHT LIMIT | REPAIR PATCH
 220 lb/100 kg |

59717EP
 Same as 59717EU except
 without repair patch
 24 ea, asst, 35.5 lb (16.2 kg)
 EPA - Pink
 EPB - Yellow
 EPC - Green



58807EU
TOTE-N-FLOAT™ WAVE MATS
 • 90" x 34" (2.29m x 86cm)
 • 2 air chambers
 • Pink, Green and Blue
 6 ea, asst, 17.3 lb (7.9 kg)

WEIGHT LIMIT | REPAIR PATCH | SHELF BOX
 220 lb/100 kg | |

58807EP
 same as 58807EU
 EPA - Pink
 EPB - Green
 EPC - Blue



59720EU
FASHION MATS
 • 72" x 27" (1.83m x 69cm)
 • 2 air chambers
 • Fish, Flower and Turtle
 24 ea, asst, 35.0 lb (15.9 kg)

WEIGHT LIMIT | REPAIR PATCH
 220 lb/100 kg |

59720EP
 Same as 59720EU except
 without repair patch
 24 ea, asst, 31.4 lb (14.3 kg)
 EPA - Fish
 EPB - Flower
 EPC - Turtle



Lounges

mats & lounges



56801EU
PILLOW FLOAT LOUNGES

- 45" x 42" (1.14m x 1.07m)
 - Soft pastel colors
 - Pillow-back design for ultimate relaxation
 - 2 heavy-duty handles
 - 2 air chambers
 - Mesh seat
- 6 ea, asst, 14.3 lb (6.5 kg)

WEIGHT LIMIT | REPAIR PATCH | SHELF BOX
220 lb/100 kg | |

56801EP
same as 56801EU

- EPA - White
- EPB - Pink
- EPC - Teal



58802EU
KING KOOL™ LOUNGES

- 63" x 33½" (1.60m x 85cm)
 - 2 air chambers
 - Drink holder
- 6 ea, asst, 20.4 lb (9.3 kg)

WEIGHT LIMIT | REPAIR PATCH | SHELF BOX
220 lb/100 kg | |

58802EP
same as 58802EU

- EPA - Blue
- EPB - Silver



56874EU/EP
SPLASH LOUNGE

- 75" x 39" (1.91m x 99cm)
 - 2 air chambers
 - 1 cup holder
- 4 ea, 26.4 lb (12.0 kg)

WEIGHT LIMIT | REPAIR PATCH | SHELF BOX
220 lb/100 kg | |



Sport Lounges

sport lounges



58825EU/EP
RIVER RUN® 1

- 53" (1.35m) diameter
- Easy-to-use connectors
- 2 air chambers
- 2 heavy-duty handles
- 2 cup holders
- All-around grab rope

WEIGHT LIMIT | REPAIR PATCH | SHELF BOX
220 lb/100 kg | |



U.S. Patented



56825EU/EP
AQUA RIVER RUN® 1

- 53" (1.35m) diameter
- Easy-to-use connectors
- 2 air chambers
- 2 heavy-duty handles
- 2 cup holders
- All-around grab rope

WEIGHT LIMIT | REPAIR PATCH | SHELF BOX
220 lb/100 kg | |



U.S. Patented



56843NP/EP
RIVER RUN® 1 PRO

- 55" x 52" (1.40m x 1.32m)
- 1 storage bag
- 1 phone/ action camera holder
- Easy-to-use connectors
- 2 air chambers
- 2 soft fabric handles
- 1 cup holder
- All-around grab rope

WEIGHT LIMIT | REPAIR PATCH | SHELF BOX
220 lb/100 kg | |



U.S. Patented



58837EU/EP
RIVER RUN® 2

- 95½" x 62" (2.43m x 1.57m)
- Large built-in cooler with lid
- Easy-to-use connectors
- 5 air chambers
- 2 heavy-duty handles
- 2 cup holders
- All-around grab rope

WEIGHT LIMIT | REPAIR PATCH | SHELF BOX
440 lb/200 kg | |



U.S. Patented



58854EU/EP
RIVER RUN® CONNECT LOUNGE

- 51" x 49½" (1.30m x 1.26m)
- Easy-to-use connectors
- 2 air chambers
- 2 heavy-duty handles
- 1 cup holder

WEIGHT LIMIT | REPAIR PATCH | SHELF BOX
220 lb/100 kg | |



U.S. Patented

sport lounges



56822NP/EP

MEGA CHILL

- 35" (89cm) diameter
- Cooler size: 12" x 9" (30cm x 23cm)
- 5 built-in cup holders and 2 trays
- Easy-to-use connectors
- Durable handles
- 3 air chambers
- 6 ea, 17.1 lb (7.8 kg)

REPAIR PATCH | SHELF BOX
 



U.S. Patented



58868EU/EP

FLOATING RECLINER LOUNGE

- 71" x 53" (1.80m x 1.35m)
- 2 air chambers
- 2 cup holders
- 2 heavy-duty handles
- 3 ea, 25.5 lb (11.6 kg)

WEIGHT LIMIT | REPAIR PATCH | SHELF BOX
 220 lb/100 kg  

NEW COLOR



58836EU/EP

MESH MAT

- 70" x 37" (1.78m x 94cm)
- Breathable mesh center keeps you cool
- Inflatable fabric wrapped ring
- 12 ea, 16.6 lb (7.5 kg)

WEIGHT LIMIT | REPAIR PATCH | SHELF BOX
 220 lb/100 kg  



58821NP/EP

MEGA CHILL 2

- 48" x 38" (1.22m x 97cm)
- Cooler size: 27" x 15½" x 8½" (69cm x 39cm x 22cm)
- Removable ice chest
- Holds up to 72 soda cans plus ice
- 6 cup holders
- Easy-to-use connectors
- 4 heavy-duty handles
- 3 air chambers
- 3 ea, 21.5 lb (9.8 kg)

REPAIR PATCH | SHELF BOX
 



U.S. Patented



56794EU

LUXE LOUNGES

- 78" x 62" (1.98m x 1.57m)
 - Stylish water-resistant fabric-covered lounge
 - Use in the pool or indoors
 - Removable fabric cover equipped with a zipper for convenience and easy cleaning
- 2 ea, asst, 22.0 lb (10.0 kg)

WEIGHT LIMIT | REPAIR PATCH | SHELF BOX
 440 lb/200 kg | |

56794EP

same as 56794EU
 EPA - Blue
 EPB - Yellow



NEW DESIGN



58292EU/EP

CANOPY ISLAND

- 78½" x 59" (1.99m x 1.50m) set up size
 - Retractable and detachable fabric sunshade
 - 2 cup holders
 - All-around grab rope
 - 2 air chambers
- 2 ea, 45.8 lb (20.8 kg)

WEIGHT LIMIT | REPAIR PATCH | SHELF BOX
 440 lb/200 kg | |



NEW



56842EU/EP

FLOATING MAT

- 88" x 58" (2.24m x 1.47m) deflated
 - Two-tone color
 - Extra-wide floating mat for relaxing on the water
 - 2 air chambers and 4 connectors
- 3 ea, 30.8 lb (14.0 kg)

AGE | WEIGHT LIMIT | REPAIR PATCH | SHELF BOX
 14+ | 220 lb/100 kg | |



U.S. Patented

Realistic Ride-Ons

ride-ons



57525NK/EK
GREAT WHITE SHARK RIDE-ON

- 68" x 42" (1.73m x 1.07m)
- 2 heavy-duty handles
- 6 ea, 11.8 lb (5.4 kg)

AGE | WEIGHT LIMIT | REPAIR PATCH | SHELF BOX
3+ | 88 lb/40 kg | |



57576NK/EK
STINGRAY RIDE-ON

- 73" x 57" (1.85m x 1.45m)
- 2 heavy-duty handles
- 6 ea, 15.6 lb (7.1 kg)

AGE | WEIGHT LIMIT | REPAIR PATCH | SHELF BOX
3+ | 88 lb/40 kg | |



U.S. Patented



57551NK/EK
REALISTIC GATOR RIDE-ON

- 67" x 34" (1.70m x 86cm)
- 2 heavy-duty handles
- 6 ea, 10.6 lb (4.8 kg)

AGE | WEIGHT LIMIT | REPAIR PATCH | SHELF BOX
3+ | 88 lb/40 kg | |



57555NK/EK
REALISTIC SEA TURTLE RIDE-ON

- 75" x 67" (1.91m x 1.70m)
- 2 air chambers
- 2 heavy-duty handles
- 4 ea, 18.6 lb (8.5 kg)

AGE | WEIGHT LIMIT | REPAIR PATCH | SHELF BOX
3+ | 176 lb/80 kg | |



57584NK/EK
BRONTOSAURUS RIDE-ON

- 70" x 37" (1.78m x 94cm)
- Realistic Brontosaurus print
- 3 air chambers
- 2 heavy-duty handles
- Wide base for extra stability
- 6 ea, 12.3 lb (5.6 kg)

AGE | WEIGHT LIMIT | REPAIR PATCH | SHELF BOX
3+ | 88 lb/40 kg | |



ride-ons

Ride-Ons



57524NK/EK
LIL' SEA TURTLE RIDE-ON

- 59" x 50" (1.50m x 1.27m)
- 2 heavy-duty handles

AGE	WEIGHT LIMIT	REPAIR PATCH	SHELF BOX
3+	88 lb/40 kg		



58523NK/EK
LIL' WHALE RIDE-ON

- 60" x 45" (1.52m x 1.14m)
- 2 heavy-duty handles

AGE	WEIGHT LIMIT	REPAIR PATCH	SHELF BOX
3+	88 lb/40 kg		



58546NK/EK
LIL' GATOR RIDE-ON

- Smaller version of #58562
- 66" x 34" (1.68m x 86cm)
- 1 heavy-duty handle

AGE	WEIGHT LIMIT	REPAIR PATCH	SHELF BOX
3+	88 lb/40 kg		

NEW



57560NK/EK
JOLLY SHARK RIDE-ON

- 67" x 60" (1.70m x 1.52m)
- Sturdy ride-on for active pool fun
- 2 heavy-duty handles

AGE	WEIGHT LIMIT	REPAIR PATCH	SHELF BOX
3+	88 lb/40 kg		



58535NK/EK
LIL' DOLPHIN RIDE-ON

- 69" x 26" (1.75m x 66cm)
- 2 heavy-duty handles

AGE	WEIGHT LIMIT	REPAIR PATCH	SHELF BOX
3+	88 lb/40 kg		



58562NK/EK
GIANT GATOR RIDE-ON

- 80" x 45" (2.03m x 1.14m)
- 2 air chambers
- 4 heavy-duty handles

AGE	WEIGHT LIMIT	REPAIR PATCH	SHELF BOX
3+	176 lb/80 kg		

ride-ons

ride-ons

58561NK/EK

WHALE RIDE-ON

- 74" x 48" (1.88m x 1.22m)
- 2 air chambers
- 2 heavy-duty handles
- 6 ea, 20.9 lb (9.5 kg)

AGE	WEIGHT LIMIT	REPAIR PATCH	SHELF BOX
3+	88 lb/40 kg		



57528NK/EK

GIANT LOBSTER RIDE-ON

- 84" x 54" (2.13m x 1.37m)
- 4 heavy-duty handles
- 6 ea, 27.5 lb (12.5 kg)

AGE	WEIGHT LIMIT	REPAIR PATCH	SHELF BOX
3+	176 lb/80 kg		



57520NK/EK

WAVE RIDER RIDE-ON

- 46" x 30½" (1.17m x 77cm)
- 1 heavy-duty handle
- 6 ea, 11.4 lb (5.2 kg)

AGE	WEIGHT LIMIT	REPAIR PATCH	SHELF BOX
3+	88 lb/40 kg		



57531NK

JET FIGHTER RIDE-ON

- Built-in toy water gun
- 46" x 41" (1.17m x 1.04m)
- 1 heavy-duty handle
- 6 ea, asst, 13.1 lb (6.0 kg)

AGE	WEIGHT LIMIT	REPAIR PATCH	SHELF BOX
3+	88 lb/40 kg		

57531EK
same as 57531NK
EKA - Red
EKB - Blue

Pool Games



56500NP/EP
MEGA FLOATING HOOP
 • 34" x 25" (86cm x 64cm) inflated
 • Includes an inflatable ball
 • Large size floating hoop
 6 ea, 11.4 lb (5.2 kg)

AGE | REPAIR PATCH | SHELF BOX
6+ | |



58504NK/EK
FLOATING HOOP
 • 26½" x 21½" (67cm x 55cm) inflated
 • Includes an inflatable ball
 12 ea, 13.5 lb (6.1 kg)

AGE | REPAIR PATCH | SHELF BOX
3+ | |



58507NP/EP
FUN GOALS GAME
 • 49" L x 33" W x 30" H (1.24m x 84cm x 76cm) inflated
 • Includes anchor bags and an inflatable ball
 6 ea, 22.0 lb (10.0 kg)

AGE | REPAIR PATCH | SHELF BOX
6+ | |



56508NK/EK
POOL VOLLEYBALL GAME
 • 94" L x 25" W x 36" H (2.39m x 64cm x 91cm) inflated
 • Includes inflatable volleyball
 • Includes grommet bags
 6 ea, 17.2 lb (7.8 kg)

AGE | REPAIR PATCH | SHELF BOX
6+ | |

NOVELTIES



Novelties

Make waves. Turn heads. Float happy.

The 2027 Novelties Collection from INTEX delivers bold designs and big summer smiles. From donut tubes and drink floats to playful fruits and standout ride-ons, these eye-catching styles bring fun to every pool day.

Bright, whimsical, and made for all ages, this collection turns water time into splash-worthy memories. Because with INTEX, fun isn't just floating—it's making a splash.

Tubes & Floats



NEW

56244NK/EK
RAINBOW DONUT TUBE
 • 37" x 9" (94cm x 23cm) inflated
 12 ea, 16.1 lb (7.3 kg)
 AGE | WEIGHT LIMIT | REPAIR PATCH | SHELF BOX
 9+ | 176 lb/80 kg |



56263NK/EK
SPRINKLE DONUT TUBE
 • 39" x 10" (99cm x 25cm) inflated
 12 ea, 18.1 lb (8.2 kg)
 AGE | WEIGHT LIMIT | REPAIR PATCH | SHELF BOX
 9+ | 220 lb/100 kg |



58739EU/EP
AVOCADO BUDDY FLOAT
 • 65" L x 45" W x 9" H
 (1.65m x 1.14m x 23cm) inflated
 6 ea, 22.6 lb (10.3 kg)
 WEIGHT LIMIT | REPAIR PATCH | SHELF BOX
 220 lb/100 kg |



58738EU/EP
BOBA BUDDY FLOAT
 • 68" L x 39" W x 8" H
 (1.73m x 99cm x 20cm) inflated
 6 ea, 19.3 lb (8.8 kg)
 WEIGHT LIMIT | REPAIR PATCH | SHELF BOX
 220 lb/100 kg |



56274NP
SPARKLING GLITTER TUBES
 • 42" x 10½" (1.07m x 27cm) inflated
 • Gold / Pink glitter filled
 6 ea, asst, 12.2 lb (5.5 kg)
 AGE | WEIGHT LIMIT | REPAIR PATCH | SHELF BOX
 9+ | 220 lb/100 kg |

56274EP
 same as 56274NP
 EPA - Gold
 EPB - Pink



58727EU/EP

SWEETHEART FLOAT

- 61" L x 53" W x 10" H (1.55m x 1.35m x 25cm) inflated
- Printed on transparent PVC
- 6 ea, 24.5 lb (11.1 kg)

WEIGHT LIMIT | REPAIR PATCH | SHELF BOX
220 lb/100 kg | |

NEW



56517NP/EP

NANA BANANA FLOAT

- 66" x 52" x 12" (1.68m x 1.32m x 30cm) inflated
- Fun kawaii banana bunch design
- 6 ea, 24.3 lb (11.0 kg)

AGE | WEIGHT LIMIT | REPAIR PATCH | SHELF BOX
6+ | 176 lb/80 kg | |



NEW



57867EU

OMBRE SPLASH LOUNGES

- 62" x 43" x 28" (1.57m x 1.09m x 71cm) inflated
- 2 heavy-duty handles
- Stylish gradient colors for a modern poolside look
- Built-in armrests with cup holders
- 4 ea, asst, 27.4 lb (12.5 kg)

AGE | WEIGHT LIMIT | REPAIR PATCH | SHELF BOX
14+ | 220 lb/100 kg | |



57867EP

same as 57867EU
EPA - Yellow
EPB - Pink

NEW



56798EU/EP

FABRIC-COVERED LOUNGER

- 73" L x 37" W x 26" H (1.85m x 94cm x 66cm) inflated
- Soft, fabric-covered surface for ultimate comfort
- Inflatable design for lightweight portability
- Supportive, angled backrest
- Suitable for use indoors or in the pool
- Side handles for easy carrying
- Quick to inflate and deflate for storage and travel
- 2 ea, 21.2 lb (9.6 kg)

WEIGHT LIMIT | REPAIR PATCH | SHELF BOX
220 lb/100 kg | |



Lounges

NEW



57805EU
CLASSIC CABANA LOUNGERS

- 76" L x 47" W x 11" H (1.93m x 1.19m x 28cm) inflated
- Classic cabana-inspired striped design for a timeless poolside look
- Built-in cup holder
- Includes one inflatable pillow

AGE | WEIGHT LIMIT | REPAIR PATCH | SHELF BOX
14+ | 220 lb/100 kg | |

57805EP
same as 57805EU
EPA - Pink
EPB - Blue



NEW



56816EU
CABANA CLOUD LOUNGES

- 65" L x 31" W x 10" H (1.65m x 79cm x 25cm) inflated
- Soft pastel colors
- Comfortable ribbed structure

AGE | WEIGHT LIMIT | REPAIR PATCH | SHELF BOX
14+ | 220 lb/100 kg | |

56816EP
same as 56816EU
EPA - Pink
EPB - Blue



NEW



56119NP/EP
SWEETHEART POOL

- 58" L x 49" W x 11" H (1.47m x 1.24m x 28cm) inflated
- Capacity 8" (20cm) of wall height: 52 gal (195L)
- Adorable heart-shaped design with layered pink tones

AGE | REPAIR PATCH | SHELF BOX
2+ | |

NEW



56120NP/EP
STRAWBERRY POOL

- 58" L x 48" W x 20" H (1.47m x 1.22m x 51cm) inflated
- Capacity 8" (20cm) of wall height: 45 gal (172L)
- Fun strawberry-shaped design with bright red color and seed details

AGE | REPAIR PATCH | SHELF BOX
2+ | |

NEW



56178NP/EP

DAISY PETAL POOL

- 58" x 13" (1.47m x 33cm) inflated
- Cheerful daisy design with bright, playful colors
- Capacity 9" (23cm) of wall height: 87 gal (330L)
- 6 ea, 18.9 lb (8.6 kg)



AGE | REPAIR PATCH | SHELF BOX
2+ | |



56191NP/EP

WAVY EDGE POOL

- 66" x 18" (1.68m x 46cm) inflated
- Scalloped edge with retro floral floor
- Capacity 12.5" (32cm) of wall height: 152 gal (575L)
- 6 ea, 32.1 lb (14.6 kg)



AGE | REPAIR PATCH | SHELF BOX
3+ | |



56182NP/EP

COASTAL LUXE POOL

- 66" x 21" (1.68m x 53cm) inflated
- A cool, cabana-inspired escape for stylish summer dips
- Capacity 13" (33cm) of wall height: 122 gal (462L)
- Drain plug
- 3 ea, 33.3 lb (15.2 kg)

AGE | REPAIR PATCH | SHELF BOX
3+ | |

NEW



58441NP/EP

CHERRY DUO SPRAY POOL

- 68" L x 61" W x 6½" H (1.73m x 1.55m x 17cm) inflated
- Center divider creates separate spaces
- Built-in water sprayer attaches to garden hose for refreshing fun
- Left: Capacity 3½" (8cm) of wall height: 10 gal (37L)
- Right: Capacity 3½" (8cm) of wall height: 10 gal (39L)
- 6 ea, 17.2 lb (7.8 kg)


AGE | REPAIR PATCH | SHELF BOX
2+ | |

Ride-Ons

57556NP/EP

BABY DUCK RIDE-ON

- 58" L x 58" W x 32" H
(1.47m x 1.47m x 81cm) inflated
- 2 heavy-duty handles
- 2 air chambers
- 4 ea, 18.9 lb (8.6 kg)

AGE	WEIGHT LIMIT	REPAIR PATCH	SHELF BOX
3+	88 lb/40 kg		



57558NP/EP

PINK FLAMINGO RIDE-ON

- 58" L x 55" W x 37" H
(1.47m x 1.40m x 94cm) inflated
- 2 heavy-duty handles
- 2 air chambers
- 4 ea, 17.4 lb (7.9 kg)

AGE	WEIGHT LIMIT	REPAIR PATCH	SHELF BOX
3+	88 lb/40 kg		



57561NP/EP

ENCHANTED UNICORN RIDE-ON

- 78" L x 55" W x 40" H
(1.98m x 1.40m x 1.02m) inflated
- 2 heavy-duty handles
- 2 air chambers
- 4 ea, 17.4 lb (7.9 kg)

AGE	WEIGHT LIMIT	REPAIR PATCH	SHELF BOX
3+	88 lb/40 kg		



Play Centers

play centers



56139NP/EP
DINO PARK PLAY CENTER

- 6'7" L x 5'2" W x 2'3" H (2.01m x 1.57m x 69cm) inflated
- Built-in sprayer attaches to garden hose
- Includes water slide, dinosaur ring toss game and 6 balls to fit the wall
- Landing mat for extra padding
- Capacity 5" (13cm) of wall height: 42 gal (159L)
- Drain plug
3 ea, 25.3 lb (11.5 kg)

AGE	WEIGHT LIMIT	REPAIR PATCH	SHELF BOX
2+	120 lb/54 kg		



57166NP/EP
LITTLE DINO PLAY CENTER

- 6'3" L x 5' W x 1'11" H (1.91m x 1.52m x 58cm) inflated
- Built-in sprayer attaches to garden hose
- Includes waterslide, sprayer and one dinosaur
- Landing mat for extra padding
- Capacity 4 3/4" (12cm) of wall height: 38 gal (143L)
- Drain plug
3 ea, 20.3 lb (9.2 kg)

AGE	WEIGHT LIMIT	REPAIR PATCH	SHELF BOX
2+	120 lb/54 kg		



57165NP/EP
GATOR PLAY CENTER

- 6'7" L x 5'7" W x 2'9" H (2.01m x 1.70m x 84cm) inflated
- Includes waterslide, 1 mushroom shade, gator, 1 baby duck and 1 fishing bucket
- Landing mat for extra padding
- Built-in sprayer attaches to garden hose
- Capacity 4 3/8" (12cm) of wall height: 42 gal (160L)
- Drain plug
3 ea, 26.0 lb (11.8 kg)

AGE	WEIGHT LIMIT	REPAIR PATCH	SHELF BOX
2+	120 lb/54 kg		

play centers

NEW

56134NP/EP
JUNGLE BUDDIES PLAY CENTER

- 9'2" L x 6'1" W x 4'2" H (2.79m x 1.85m x 1.27m) inflated
- Capacity 6" (15cm) of wall height: 58 gal (220L)
- Built-in waterfall attaches to garden hose
- Includes water slide, giraffe ball toss, monkey, and 6 balls
- Drain plug

AGE	WEIGHT LIMIT	REPAIR PATCH	SHELF BOX
2+	120 lb/54 kg		



56148NP/EP
UNICORN CASTLE PLAY CENTER

- 6'5" L x 5'10" W x 4'2" H (1.96m x 1.78m x 1.27m) inflated
- Capacity 6.5" (17cm) of wall height: 62 gal (234L)
- Built-in sprayer attaches to garden hose
- Includes water slide, unicorn bop bag, ball toss game and 8 balls
- Landing mat for extra padding
- Drain plug

AGE	WEIGHT LIMIT	REPAIR PATCH	SHELF BOX
2+	120 lb/54 kg		



Printing on Frosted Translucent PVC

NEW

56136NP/EP
SEASHELL SPLASH PLAY CENTER

- 6' L x 5'11" W x 3'4" H (1.83m x 1.80m x 1.02m) inflated
- Capacity 6.5" (17cm) of wall height: 55 gal (208L)
- Under-the-sea theme sparks imaginative mermaid adventures
- Built-in water fountain attaches to garden hose
- Includes inflatable pearl and mermaid
- Drain plug

AGE	WEIGHT LIMIT	REPAIR PATCH	SHELF BOX
2+	120 lb/54 kg		





57161NP/EP

JUNGLE ADVENTURE PLAY CENTER

- 8' L x 6'6" W x 2'4" H (2.44m x 1.98m x 71cm) inflated
- Two pools in one: small pool and larger pool
- Includes water slide, inflatable arch, flamingo, monkey, ring toss game and 5 balls to fit the wall
- Landing mat for extra padding
- Includes control valve to adjust water fountain
- Drain plug
- Small pool equipped with overflow drain hole to fill to no more than 4½" (11cm) water height for younger children 15 gal (57L)
- Large pool capacity 8" (20cm) of wall height: 130 gal (493L)
2 ea, 30.0 lb (13.7 kg)

AGE	WEIGHT LIMIT	REPAIR PATCH	SHELF BOX
2+	178 lb/81 kg		

57444NP/EP

DINOSAUR PLAY CENTER

- 8'2" L x 6'3" W x 3'7" H (2.49m x 1.91m x 1.09m) inflated
- Slide down the volcano and splash into the pool to feed the hungry dinosaur with colorful Fun Ballz™ (6 balls included)
- Built-in sprayer attaches to garden hose
- Includes control valve to adjust water fountain
- Landing mat for extra padding
- Drain plug
- Capacity 6¾" (16cm) of wall height: 82 gal (310L)
2 ea, 24.3 lb (11.0 kg)

AGE	WEIGHT LIMIT	REPAIR PATCH	SHELF BOX
2+	178 lb/81 kg		





57149NP/EP

CANDY ZONE PLAY CENTER

- 9'8" L x 6'3" W x 4'3" H (2.95m x 1.91m x 1.30m) inflated
- Includes waterslide, 2 lollipops, rails for balls rolling down and 6 balls
- Landing mat for extra padding
- Built-in sprayer attaches to garden hose
- Large pool fills to: 5½" (14cm) of wall height: 54 gal (206L)
- Small pool fills to: 5½" (14cm) of wall height: 44 gal (168L)
- Drain plug
2 ea, 32.9 lb (15.0 kg)

AGE	WEIGHT LIMIT	REPAIR PATCH	SHELF BOX
2+	178 lb/81 kg		



57453NP/EP

RAINBOW RING PLAY CENTER

- 9'9" L x 6'4" W x 4'5" H (2.97m x 1.93m x 1.35m) inflated
- Includes waterslide, wading pool, water sprayer, ring toss game (with four inflatable rings), ball roller game and toss ball game (six 3½" (8cm) Fun Ballz™ included)
- Built-in sprayer attaches to garden hose
- Landing mat for extra padding
- Wading pool fills to 8" (20cm) of wall height: 46 gal (175L)
- Main pool capacity 5½" (14cm) of wall height: 54 gal (206L) for younger children
- Drain plug
2 ea, 34.3 lb (15.6 kg)

AGE	WEIGHT LIMIT	REPAIR PATCH	SHELF BOX
2+	178 lb/81 kg		



57135NP/EP
DINOLAND PLAY CENTER

- 9'11" L x 7'6" W x 3'8" H (3.02m x 2.29m x 1.12m) inflated
- Comes ready for play with six 3 1/2" (8cm) Fun Ballz™
- Moveable Dino Arch sprayer attaches to garden hose
- Slide and splash into the wading pool
- Jurassic fun with Dino Hoops and Ball Roller games

- Landing mat for extra padding
- Capacity 5 1/2" (14cm) of wall height: 77 gal (290L)
- Drain plug
2 ea, 33.6 lb (15.3 kg)

AGE	WEIGHT LIMIT	REPAIR PATCH	SHELF BOX
2+	178 lb/81 kg		



58849NP/EP
KOOL SPLASH™ WATER SLIDE

- 10'11" L x 6'9" W x 3'10" H (3.33m x 2.06m x 1.17m)
- Wave graphics
- Make a splash all summer long
- Attach garden hose for sprayers to wet the slide surface
- 5 air chambers
- 6 heavy-duty handles
1 ea, 38.5 lb (17.5 kg)

AGE	WEIGHT LIMIT	REPAIR PATCH	SHELF BOX
6+	176 lb/80 kg		



Baby Pools

swimming pools

NEW

**59405NP
MY FIRST POOLS**

- Adorable assorted
24 ea, asst, 16.2 lb (7.4 kg)
- Strawberry: 35" x 27" x 8½"
(89cm x 69cm x 22cm) inflated
Capacity 3½" (9cm) of wall height: 4 gal (15L)
- Stripes: 29" x 29" x 5½"
(74cm x 74cm x 14cm) inflated
Capacity 4" (10cm) of wall height: 6 gal (24L)

AGE | REPAIR PATCH | SHELF BOX
1-3 |  | 

59405EP
same as 59405NP
EPA - Strawberry
EPB - Stripes



**57114NP/EP
MUSHROOM BABY POOL**

- 40" x 35" (1.02m x 89cm) inflated
 - Baby's own pool with built-in mushroom sunshade
 - A soft inflatable floor
 - Capacity 5" (13cm) of wall height: 12 gal (45L)
- 6 ea, 20.2 lb (9.2 kg)

AGE | REPAIR PATCH | SHELF BOX
1-3 |  | 



Printing on Transparent PVC



**57106NP/EP
LITTLE SEA PALS
BABY POOL**

- 24" x 8½" (61cm x 22cm) inflated
 - Capacity 5½" (14cm) of wall height: 7 gal (28L)
- 12 ea, 11.6 lb (5.3 kg)

AGE | REPAIR PATCH | SHELF BOX
1-3 |  | 



**58417NP/EP
TROPICAL ISLAND
BABY POOL**

- 40" x 34" (1.02m x 86cm) inflated
 - Built-in palm tree sunshade
 - Capacity 5" (13cm) of wall height: 12 gal (45L)
 - A soft inflatable floor
- 6 ea, 22.0 lb (10.0 kg)

AGE | REPAIR PATCH | SHELF BOX
1-3 |  | 

NEW



**58418NP/EP
HAPPY CRAB BABY POOL**

- 42" L x 40" W x 20" H
(1.07m x 1.02m x 51cm) inflated
 - Adorable crab design makes first pool days extra fun
 - Soft inflatable floor
 - Capacity 5" (13cm) of wall height: 12 gal (45L)
- 6 ea, 13.1 lb (5.9 kg)

AGE | REPAIR PATCH | SHELF BOX
1-3 |  | 



Small Pools



NEW



57170NP/EP
MINI FRAME POOL

- 48" L x 48" W x 12" H (1.22m x 1.22m x 30cm) inflated
- Capacity 9½" (24cm) of wall height: 90 gal (342L)
- Colorful striped print adds a fun, modern touch
- Drain plug

3 ea, 28.5 lb (13.0 kg)

AGE | REPAIR PATCH | SHELF BOX
2+ |  | 



58427NP/EP
SWEET BLOSSOM BABY POOL

- 34" x 10" (86cm x 25cm) inflated
- Capacity 6" (15cm) of wall height: 15 gal (56L)
- Soft inflatable floor

6 ea, 9.4 lb (4.3 kg)

AGE | REPAIR PATCH | SHELF BOX
1-3 |  | 



59421NP/EP
STARFISH POOL

- 48" x 10" (1.22m x 25cm) inflated
- Capacity 7" (18cm) of wall height: 40 gal (150L)
- 2 rings

12 ea, 20.9 lb (9.5 kg)

AGE | REPAIR PATCH
2+ | 

59460NP/EP
STARFISH POOL SET

- Set includes #59421 inflatable pool with matching 20" (51cm) beach ball and 20" (51cm) swim ring
- 48" x 10" (1.22m x 25cm) inflated
- Capacity 7" (18cm) of wall height: 40 gal (150L)
- 2 rings

12 ea, 25.0 lb (11.4 kg)

AGE | REPAIR PATCH
2+ | 



58467NP/EP

BLUE BLISS SPLASH POOL

- 58" x 13" (1.47m x 33cm) inflated
- Sophisticated tile print floor
- Capacity 9" (23cm) of wall height: 87 gal (330L)

6 ea, 18.8 lb (8.6 kg)

AGE | REPAIR PATCH | SHELF BOX
2+ |  | 

58432NP/EP

CHERRY BREEZE POOL

- 58" x 13" (1.47m x 33cm) inflated
- Capacity 9" (23cm) of wall height: 87 gal (330L)

6 ea, 19.1 lb (8.7 kg)

AGE | REPAIR PATCH | SHELF BOX
2+ |  | 

58448NP/EP

WATERMELON POOL

- 66" x 15" (1.68m x 38cm) inflated
- Capacity 11½" (29cm) of wall height: 154 gal (581L)

6 ea, 28.8 lb (13.1 kg)

AGE | REPAIR PATCH | SHELF BOX
2+ |  | 

57482NP/EP

MY SEA FRIENDS POOL

- 64" L x 42" W x 18" H (1.63m x 1.07m x 46cm) inflated
- Capacity 11" (28cm) of wall height: 61 gal (230L)

6 ea, 35.4 lb (16.1 kg)

AGE | REPAIR PATCH | SHELF BOX
3+ |  | 

NEW



5617INP/EP
SUNSET STRIPE POOL

- 62½" L x 62½" W x 19½" H (1.59m x 1.59m x 50cm) inflated
- Capacity 11" (28cm) of wall height: 90 gal (340L)
- Colorful sunset stripe design adds a fun, modern look
- Drain plug
- 3 ea, 24.9 lb (11.3 kg)

AGE | REPAIR PATCH | SHELF BOX
3+ |  | 



5747INP/EP
SEA AQUARIUM POOL

- 62½" L x 62½" W x 19½" H (1.59m x 1.59m x 50cm) inflated
- Capacity 11" (28cm) of wall height: 90 gal (340L)
- Drain plug
- 3 ea, 24.9 lb (11.3 kg)

AGE | REPAIR PATCH | SHELF BOX
3+ |  | 



Printing on Frosted PVC



58480NP/EP
FISHY FUN POOL

- 60" x 22" (1.52m x 56cm) inflated
- Inflatable floor
- Capacity 16" (41cm) of wall height: 95 gal (360L)
- Drain plug
- 3 ea, 23.8 lb (10.8 kg)

AGE | REPAIR PATCH | SHELF BOX
6+ |  | 



Printing on Transparent PVC



57470NP/EP

SUN SHADE POOL

- 62" L x 62" W x 48" H (1.57m x 1.57m x 1.22m) inflated
- Capacity 8½" (22cm) of wall height: 78 gal (295L)
- Drain plug
3 ea, 25.7 lb (11.7 kg)

AGE | REPAIR PATCH | SHELF BOX
2+ | |



Removable sun shade



58431NP/EP

SOFT SIDE POOL

- 74" x 18" (1.88m x 46cm) inflated
- Capacity 12" (30cm) of wall height: 209 gal (790L)
- 3 air chambers
- Drain plug
3 ea, 18.8 lb (8.6 kg)

AGE | REPAIR PATCH | SHELF BOX
3+ | |



56126NP/EP

SUNNY RAYS SPRAY POOL

- 41" L x 41" W x 5" H (1.04m x 1.04m x 13cm) inflated
- Sprayer spout attaches to garden hose
- Capacity 4½" (11cm) of wall height: 16 gal (59L)
- 6 ea, 10.6 lb (4.8 kg)

AGE | REPAIR PATCH | SHELF BOX
2+ | |



Spray Pools





58477NP/EP

ANIMAL ADVENTURE SNAPSET™ POOL

- Approximate set-up size: 4' x 10" (1.22m x 25cm)
 - Capacity 9½" (24cm) of wall height: 74 gal (281L)
 - Not available in Europe
- 6 ea, 14.5 lb (6.6 kg)

AGE | REPAIR PATCH | SHELF BOX
3+ |  | 



56451NP/EP

BUBBLE SEA SNAPSET™ POOL

- Approximate set-up size: 5' x 10" (1.52m x 25cm)
 - Capacity 9½" (24cm) of wall height: 117 gal (443L)
 - Not available in Europe
- 6 ea, 19.0 lb (8.6 kg)

AGE | REPAIR PATCH | SHELF BOX
3+ |  | 



56452NP/EP

OCEAN PLAY SNAPSET™ POOL

- Approximate set-up size: 6' x 13" (1.83m x 38cm)
 - Capacity 14½" (37cm) of wall height: 253 gal (958L)
 - Not available in Europe
- 6 ea, 29.7 lb (13.5 kg)

AGE | REPAIR PATCH | SHELF BOX
3+ |  | 




58472NP/EP

DEEP BLUE SEA SNAPSET™ POOL

- Approximate set-up size: 8' x 16" (2.44m x 46cm)
 - Capacity 17½" (44cm) of wall height: 539 gal (2,040L)
 - Not available in Europe
- 4 ea, 37.8 lb (17.2 kg)

AGE | REPAIR PATCH | SHELF BOX
3+ |  | 



56475NP/EP
**SWIM CENTER™
FAMILY LOUNGE POOL**

- 90" L x 90" W x 26" H (2.29m x 2.29m x 66cm) inflated
- 4 built-in seats with backrests for lounging or supervising children
- 2 drink holders
- Capacity 14" (36cm) of wall height: 262 gal (990L)
- Drain plug
2 ea, 29.1 lb (13.2 kg)

AGE | REPAIR PATCH | SHELF BOX
3+ | |



58497NP/EP
**SWIM CENTER™
FAMILY LOUNGE POOL**

- 104" L x 65" W x 22" H (2.64m x 1.65m x 56cm) inflated
- Built-in cushioned seating area
- Capacity 14" (36cm) of wall height: 206 gal (780L)
- Drain plug
2 ea, 32.5 lb (14.8 kg)

AGE | REPAIR PATCH | SHELF BOX
6+ | |



57190NP/EP
**SWIM CENTER™
FAMILY LOUNGE POOL**

- 90" L x 86" W x 31" H (2.29m x 2.18m x 79cm) inflated
- Parents get comfy on the built-in bench while the little ones enjoy the water
- 2 air chambers each with combo valve for quick inflation and deflation
- Capacity 12" (30cm) of wall height: 156 gal (590L)
- Drain plug
2 ea, 33.0 lb (15.0 kg)

AGE | REPAIR PATCH | SHELF BOX
6+ | |





57177NP/EP
**TROPICAL SWIM CENTER™
 FAMILY POOL**

- 90" L x 60" W x 19" H (2.29m x 1.52m x 48cm) inflated
- Capacity 13" (33cm) of wall height: 159 gal (600L)
- Drain plug
3 ea, 27.9 lb (12.7 kg)

AGE | REPAIR PATCH | SHELF BOX
3+ |  | 



58485NP/EP
SEALIFE SWIM CENTER™ POOL

- 120" L x 72" W x 22" H (3.05m x 1.83m x 56cm) inflated
- Capacity 14" (36cm) of wall height: 277 gal (1,050L)
- Drain plug
2 ea, 32.5 lb (14.8 kg)

AGE | REPAIR PATCH | SHELF BOX
6+ |  | 

NEW



57189NP/EP
**SWIM CENTER FAMILY
 LOUNGE POOL**

- 103" L x 81" W x 25" H (2.62m x 2.06m x 64cm) inflated
- Capacity 11½" (29cm) of wall height: 222 gal (840L)
- Large family pool with built-in lounge bench
- Comfortable backrest for relaxing while staying cool
- Drain plug
2 ea, 26.1 lb (11.9 kg)

AGE | REPAIR PATCH | SHELF BOX
6+ |  | 



58412NP/EP
**RECTANGULAR
 POOL COVER**

- Fits Swim Center™ Family Pools: 120" x 72" (3.05m x 1.83m) or 103" x 69" (2.62m x 1.75m)
- 12" (30cm) overhang
6 ea, 28.5 lb (13.0 kg)

SHELF BOX




59631NP/EP
REPAIR PATCHES

- 6 pcs of 7½ sq. in. (49cm²) stick-on patches
- Blister card
36 ea, 1.6 lb (0.7 kg)

AGE
14+

Play Series



FEATURES



Lenses incorporate advanced UV protection to reduce the sun's damaging UVA & UVB rays.



Lenses are treated with a special coating that keeps them clear underwater, ensuring 100% visibility.



Products incorporate hypoallergenic materials that protect users from potentially irritating latex.



55611/E
JUNIOR GOGGLES
12 ea, asst, 1.7 lb (0.8 kg)
AGE 3-8



55610/E
FUN GOGGLES
12 ea, asst, 2.4 lb (1.1 kg)
AGE 3-8



55602/E
PLAY GOGGLES
• 12 ea, asst, 1.9 lb (0.9 kg)
AGE 3-8



55916/E
SEA SCAN SWIM MASKS
• Hypoallergenic polyvinyl chloride skirt for a comfortable fit
• Polycarbonate lens
• Adjustable strap
12 ea, asst, 6.4 lb (2.9 kg)
AGE 8+



55642/E
ADVENTURER SWIM SET
• #55916 Sea Scan Mask with Hi-Flow Snorkel
• Polycarbonate lens for safety
6 sets, 6.1 lb (2.8 kg)
AGE 8+



55985/E
KIDS SWIM MASKS
• Durable polycarbonate lenses
• Comfortable silicon eyecups
• Adjustable soft silicon head strap
12 ea, asst, 3.5 lb (1.6 kg)
AGE 3-8

Sport Series



FEATURES



Lenses incorporate advanced UV protection to reduce the sun's damaging UVA & UVB rays.



Lenses are treated with a special coating that keeps them clear underwater, ensuring 100% visibility.



Products incorporate hypoallergenic materials that protect users from potentially irritating latex.



Snorkel is configured to prevent water from flowing into the top, allowing the diver to easily swim below the surface.



Seals use silicone, ensuring a softer, more form-fitting product that is comfortable and water-tight.



Mask contains enhanced glass which is stronger and more transparent than standard models.



55664 SPORT RELAY GOGGLES

24 ea, asst, 4.8 lb (2.2 kg)

AGE 8+

55664E
same as 55664
EA - Orange
EB - Blue
EC - Pink

NEW
PKG



55662 FREE STYLE SPORT GOGGLES

24 ea, asst, 4.6 lb (2.1 kg)

AGE 8+

55662E
same as 55662
EA - Black
EB - Blue
EC - Purple

NEW
PKG



55661 KIDS GOGGLES

- Durable polycarbonate lenses
- Comfortable silicon eyecups
- Adjustable soft silicon head strap

AGE 3-8

55661E
same as 55661
EA - Light Blue
EB - Pink

NEW
PKG



55665 WATER SPORT GOGGLES

24 ea, asst, 5.5 lb (2.5 kg)

AGE 14+

55665E
same as 55665
EA - Transparent
EB - Trans-Gray
EC - Silver

NEW
PKG



55978/E WAVE RIDER MASKS

- Hypoallergenic thermoplastic rubber skirt for soft comfortable fit
- Polycarbonate lenses for safety

AGE 8+



55647/E WAVE RIDER SWIM SET

- #55978 Wave Rider Mask with #55929 Snorkel
- Hypoallergenic, thermoplastic rubber facial skirt

AGE 8+



55975/E
SURF RIDER MASKS

- Hypoallergenic, thermoplastic rubber skirt for soft comfortable fit
- Polycarbonate lenses for safety

AGE 8+ LATEX FREE



55977/E
REEF RIDER MASKS

- Hypoallergenic thermoplastic rubber skirt for soft comfortable fit
- Polycarbonate lenses for safety

AGE 14+ LATEX FREE



55609/E
EAR PLUGS & NOSE CLIP COMBO SET

- Compact and convenient carrying case for storage and transport
- Blister card packaging

AGE 8+ LATEX FREE



55949/E
SURF RIDER SWIM SET

- #55975 Surf Rider Mask with #55929 Snorkel
- Hypoallergenic, thermoplastic rubber facial skirt

AGE 8+ LATEX FREE SPLASH GUARD



55648/E
REEF RIDER SWIM SET

- #55977 Reef Rider Mask with #55929 Snorkel
- Hypoallergenic, thermoplastic rubber facial skirt

AGE 14+ LATEX FREE SPLASH GUARD



55929/E
EASY-FLOW SNORKELS

12 ea, asst, 8.6 lb (3.9kg)

AGE 8+



55992
SILICONE SWIM CAPS

- Extra-soft comfortable fit
- Designed to not stick to hair
- One size fits all

24 ea, asst, 3.4 lb (1.5 kg)

AGE 8+ LATEX FREE PEGABLE BOX

55992E same as 55992
EA - Black
EB - White
EC - Blue

Boats & Kayaks



Sport Series

A broad range of recreation boats and kayaks. All models are made with strong and durable materials for stability and rugged use, suited to fishing and boating in lakes and mild rivers.



SuperStrong™ enhanced molecular formulation PVC provides superior strength and durability, ensuring high impact and abrasion resistance.



Pro Series

Designed and engineered for optimum performance, comfort, rigidity and versatility.



SuperTough™ 3-ply laminate construction combined with SuperStrong™ enhanced molecular formulation PVC provide superior structural strength and unmatched resistance to damage from abrasion, impact and sunlight, while allowing more pressure for rigidity.

Sport Series - Challenger™



CHALLENGER™

- 3 air chambers including an inner auxiliary chamber inside main hull
- Two quick-fill, fast-deflate Boston valves
- (models 2 & 3)
- SuperStrong™ enhanced molecular formulation PVC provides superior strength and durability, ensuring high impact and abrasion resistance
- Rugged vinyl construction
- All-around grab line
- Inflatable I-beam floor for comfort and rigidity
- Inflatable cushions (model 3)
- Grab handle on bow
- Welded-on oar locks
- Oar holders (model 2 & 3)
- Motor mount fittings (model 3)
- U.S. Coast Guard I.D.
- TUV approved



48" (122cm) aluminum oars break down in three sections for easy storage and portability



CHALLENGER™	MODEL	CASE PACK	CASE WEIGHT LB (KG)	INFLATED SIZE FT (CM)	PERSONS CAPACITY	CAPACITY LB (KG)	MOTOR HP (KW)	STANDARD	ACCESSORIES
66312NP/EP	Challenger™ 2 Set	2	34.2 (15.5)	7'9" x 3'9" x 1'4" (236 x 114 x 41)	2	440 (200)		ISO 6185-1 NMMA-ABYC	59623 48" French Oars 68612 High-Output Pump
66313NP/EP	Challenger™ 3 Set	2	56.3 (25.6)	9'8" x 4'6" x 1'5" (295 x 137 x 43)	3	704 (320)	1.5 (1.1)	ISO 6185-1 NMMA-ABYC	48" Aluminum Oars 68614 High-Output Pump

Sport Series - Seahawk™

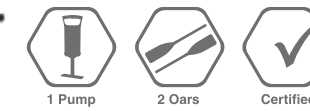


SEAHAWK™

- 3 air chambers including an inner auxiliary chamber inside main hull
- Two quick-fill, fast-deflate Boston valves
- SuperStrong™ enhanced molecular formulation PVC provides superior strength and durability, ensuring high impact and abrasion resistance
- Rugged vinyl construction
- All-around grab line
- Inflatable I-beam floor for comfort and rigidity
- Inflatable cushions (models 3 & 4)
- 1 gear pouch
- Two fishing rod holders
- Grab handle on bow
- Rotational oar locks for easy rowing
- Oar holders
- Motor mount fittings
- U.S. Coast Guard I.D.
- TUV approved



54" (137cm) aluminum oars break down in three sections for easy storage and portability



SEAHAWK™	MODEL	CASE PACK	CASE WEIGHT LB (KG)	INFLATED SIZE FT (CM)	PERSONS CAPACITY	CAPACITY LB (KG)	MOTOR HP (KW)	STANDARD	ACCESSORIES
66332NP/EP	Seahawk™ 2 Set	2	39.4 (17.9)	7'9" x 3'9" x 1'4" (236 x 114 x 41)	2	520 (240)	1.5 (1.1)	ISO 6185-1 NMMA-ABYC	59623 48" French Oars 68612 High-Output Pump
66333NP/EP	Seahawk™ 3 Set	1	33.1 (15.1)	9'8" x 4'6" x 1'5" (295 x 137 x 43)	3	790 (360)	1.5 (1.1)	ISO 6185-1 NMMA-ABYC	54" Aluminum Oars 68614 High-Output Pump
66334NP/EP	Seahawk™ 4 Set	1	48.6 (22.1)	11'6" x 4'9" x 1'7" (351 x 145 x 48)	4	1,050 (480)	1.5 (1.1)	ISO 6185-1 NMMA-ABYC	54" Aluminum Oars 68614 High-Output Pump

Sport Series - Excursion™



EXCURSION™

- 3 air chambers including an auxiliary air chamber in hull for extra buoyancy
- SuperStrong™ enhanced molecular formulation PVC provides superior strength and durability, ensuring high impact and abrasion resistance
- Boston valve on two main hull chambers for quick-fill, fast-deflate
- Rugged vinyl construction
- All-around grab line
- Inflatable I-beam floor for comfort and rigidity
- Two fishing rod holders (models 4)
- Four fishing rod holders (model 5)
- Two roomy inflatable seats with backrests
- 1 gear pouch
- Grab handle on bow
- Rotational oar locks for easy rowing
- Oar holders
- Motor mount fittings
- U.S. Coast Guard I.D.
- TUV approved
- Carry bag



66324 Excursion™ 4 Set and Accessories



66325 Excursion™ 5 Set and Accessories



54" (137cm) aluminum oars break down in three sections for easy storage and portability

EXCURSION™	MODEL	CASE PACK	CASE WEIGHT LB (KG)	INFLATED SIZE FT (CM)	PERSONS CAPACITY	CAPACITY LB (KG)	MOTOR HP (KW)	STANDARD	ACCESSORIES
66324NP/EP	Excursion™ 4 Set	1	49.4 (22.5)	10'4" x 5'5" x 1'5" (315 x 165 x 43)	4	1,100 (500)	1.5 (1.1)	ISO 6185-1 NMMA-ABYC	54" Aluminum Oars 68614 High-Output Pump
66325NP/EP	Excursion™ 5 Set	1	56.8 (25.8)	12' x 5'6" x 1'5" (366 x 168 x 43)	5	1,320 (600)	1.5 (1.1)	ISO 6185-1 NMMA-ABYC	54" Aluminum Oars 68614 High-Output Pump

Sport Series - Challenger™

NEW



66305 Challenger™ K1 Kayak and Accessories

66306 Challenger™ K2 Kayak and Accessories


CHALLENGER™ K1 & K2

- Sporty graphics for high visibility
- SuperStrong™ enhanced molecular formulation PVC provides superior strength and durability, ensuring high impact and abrasion resistance
- Low-profile for lakes and mild rivers
- Streamlined design for easy paddling
- Cockpit designed for comfort and space
- Rugged vinyl construction
- Grab line on both ends
- Cargo net for extra storage
- Adjustable inflatable seat with backrest
- Inflatable I-beam floor for comfort and rigidity
- Removable skeg for directional stability
- 2 air chambers
- U.S. Coast Guard I.D.
- TUV approved
- Carry bag



CHALLENGER™ K1 & K2	MODEL	CASE PACK	CASE WEIGHT LB (KG)	INFLATED SIZE FT (CM)	PERSONS CAPACITY	CAPACITY LB (KG)	STANDARD	ACCESSORIES
66305NP/EP	Challenger™ K1	2	56.8 (25.8)	9' x 2'6" x 11" (274 x 76 x 33)	1	220 (100)	ISO 6185-1 NMMA-ABYC	86" Aluminum PADDLE 68614 High-Output Pump
66306NP/EP	Challenger™ K2	1	38.5 (17.5)	11'6" x 2'6" x 1'3" (351 x 76 x 38)	2	400 (180)	ISO 6185-1 NMMA-ABYC	86" Aluminum PADDLES 68614 High-Output Pump

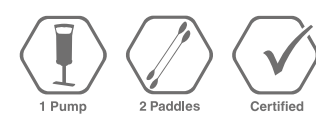
Sport Series - Explorer™ K2



68307 Explorer™ K2 Kayak and Accessories

EXPLORER™ K2

- Sporty graphics for high visibility
- SuperStrong™ enhanced molecular formulation PVC provides superior strength and durability, ensuring high impact and abrasion resistance
- Low-profile for lakes and mild rivers
- Streamlined design for easy paddling
- Cockpit designed for comfort and space
- Rugged vinyl construction
- Grab line on both ends
- Adjustable inflatable seats with backrest and rigidity
- Inflatable I-beam floor for comfort and rigidity
- Removable skeg for directional stability
- 3 air chambers
- U.S. Coast Guard I.D.
- TUV approved
- Carry bag




EXPLORER™ K2	MODEL	CASE PACK	CASE WEIGHT LB (KG)	INFLATED SIZE FT (CM)	PERSONS CAPACITY	CAPACITY LB (KG)	STANDARD	ACCESSORIES
68307NP/EP	Explorer™ K2	1	37.1 (16.9)	10'3" x 3' x 1'8" (312 x 91 x 51)	2	400 (180)	ISO 6185-1 NMMA-ABYC	86" Aluminum PADDLES 68614 High Output Pump

boats & kayaks

boats & kayaks

Pro Series - Excursion™ Pro

boats & kayaks



3-ply SUPER-TOUGH™ Construction employs a high molecular PVC that is unaffected by gasoline, oil and salt water. It is highly resistant to damage from abrasion, impact and sunlight. It also permits more air pressure for rigidity.



68303 Excursion™ Pro K1 Set and Accessories

EXCURSION™ PRO K1

- SuperTough™ 3-ply laminate construction combined with SuperStrong™ enhanced molecular formulation PVC provide superior structural strength and unmatched resistance to damage from abrasion, impact and sunlight, while allowing more pressure for rigidity
- High-pressure inflation provides extra rigidity and stability, with high pressure spring loaded valves for easy inflation and fast deflation
- Two specially designed removable skegs for optimal maneuverability through deep and shallow waters
- One floor mounted footrest
- Two conveniently detachable fishing rod holders
- Detachable and adjustable action camera and mobile phone mount—easily clicks into the accessories attachment base
- Grab handle on both ends

- Adjustable bucket seat
- Inflatable seat booster pad for elevated seating
- Storage space in bow and stern with stainless steel D-rings for tying down dry bags and gear
- 2 air chambers
- Durable backpack included
- U.S. Coast guard I.D.
- TUV approved
- Patents pending

REPAIR PATCH | SHELF BOX



68309 Excursion™ Pro K2 Set and Accessories

EXCURSION™ PRO K2

- SuperTough™ 3-ply laminate construction combined with SuperStrong™ enhanced molecular formulation PVC provide superior structural strength and unmatched resistance to damage from abrasion, impact and sunlight, while allowing more pressure for rigidity
- High-pressure inflation provides extra rigidity and stability, with high pressure spring loaded valves for easy inflation and fast deflation
- Two specially designed removable skegs for optimal maneuverability through deep and shallow waters
- Two floor-mounted footrests
- Two conveniently detachable fishing rod holders
- Detachable and adjustable action camera and mobile phone mount—easily clicks into the accessories attachment base



*Rugged heavy-duty backpack with padded shoulder straps and two side pockets for storing paddles.

- Grab handle on both ends
- Two adjustable bucket seats
- Inflatable seat booster pad for elevated seating
- Storage space in bow and stern with stainless steel D-rings for tying down dry bags and gear
- 2 air chambers
- Durable backpack included
- U.S. Coast guard I.D.
- TUV approved
- Patents pending

REPAIR PATCH | SHELF BOX



*GoPro, HERO and their respective logos are trademarks or registered trademarks of GoPro, Inc. in the United States and other countries.

EXCURSION™ PRO K1 & K2	MODEL	CASE PACK	CASE WEIGHT LB (KG)	INFLATED SIZE FT (CM)	PERSONS CAPACITY	CAPACITY LB (KG)	STANDARD	ACCESSORIES
68303NP/EP	Excursion™ Pro k1	1	38.0 (17.3)	10' x 3' x 16" (305 x 91 x 46)	1	220 (100)	ISO 6185-1 NMMA-ABYC	86" Aluminum PADDLE 68605 High Output Pump
68309NP/EP	Excursion™ Pro k2	1	48.3 (22.0)	127" x 31" x 16" (384 x 94 x 46)	2	400 (180)	ISO 6185-1 NMMA-ABYC	86" Aluminum PADDLES 68605 High Output Pump

boats & kayaks

Pro Series - Mariner™

boats & kayaks



3-ply SUPER-TOUGH™ Construction employs a high molecular PVC that is unaffected by gasoline, oil and salt water. It is highly resistant to damage from abrasion, impact and sunlight. It also permits more air pressure for rigidity.



1 Pump



2 Oars



Certified

boats & kayaks



68373 Mariner™ 3 Set and Accessories

MARINER™ 3

- SuperTough™ 3-ply laminate construction combined with SuperStrong™ enhanced molecular formulation PVC provide superior structural strength and unmatched resistance to damage from abrasion, impact and sunlight, while allowing more pressure for rigidity
- All-around grab line and rub strake
- Heavy-duty extruded plastic flooring
- Two fishing rod holders
- Two Boston valves on main hull chamber for quick-fill, fast-deflate
- Two inflatable thwart seats
- Gear pouch and 1 battery pouch

- Grab handle on both ends
- Motor mount fittings
- Welded-on pin-type oar locks
- Oar holders
- U.S. Coast Guard I.D.
- TUV approved
- Carry bag

REPAIR PATCH | SHELF BOX



68376 Mariner™ 4 Set and Accessories

MARINER™ 4

- SuperTough™ 3-ply laminate construction combined with SuperStrong™ enhanced molecular formulation PVC provide superior structural strength and unmatched resistance to damage from abrasion, impact and sunlight, while allowing more pressure for rigidity
- All-around grab line and rub strake
- Heavy-duty extruded plastic flooring
- Two fishing rod holders
- Four Boston valves on main hull chamber for quick-fill, fast-deflate
- Three inflatable thwart seats
- Inflatable keel for improved control and handling

- Grab handle on both ends
- Motor mount fittings
- Gear pouch and 1 battery pouch
- Welded-on pin-type oar locks
- Oar holders
- U.S. Coast Guard I.D.
- TUV approved
- Carry bag

REPAIR PATCH | SHELF BOX



54" (137cm) aluminum oars break down in three sections for easy storage and portability

MARINER™	MODEL	CASE PACK	CASE WEIGHT LB (KG)	INFLATED SIZE FT (CM)	PERSONS CAPACITY	CAPACITY LB (KG)	MOTOR HP (KW)	STANDARD	ACCESSORIES
68373NP/EP	Mariner™ 3 Set	1	73.5 (33.4)	9'9" x 4'2" x 1'6" (297 x 127 x 46)	2	880 (400)	2 (1.5)	ISO 6185-1 NMMA-ABYC	54" Aluminum Oars 68605 High-Output Pump
68376NP/EP	Mariner™ 4 SET	1	91.1 (41.4)	10'9" x 4'9" x 1'7" (328 x 145 x 48)	3	1,100 (500)	3 (2.2)	ISO 6185-1 NMMA-ABYC	54" Aluminum Oars 68605 High-Output Pump

Pro Series - Transom Boat

NEW



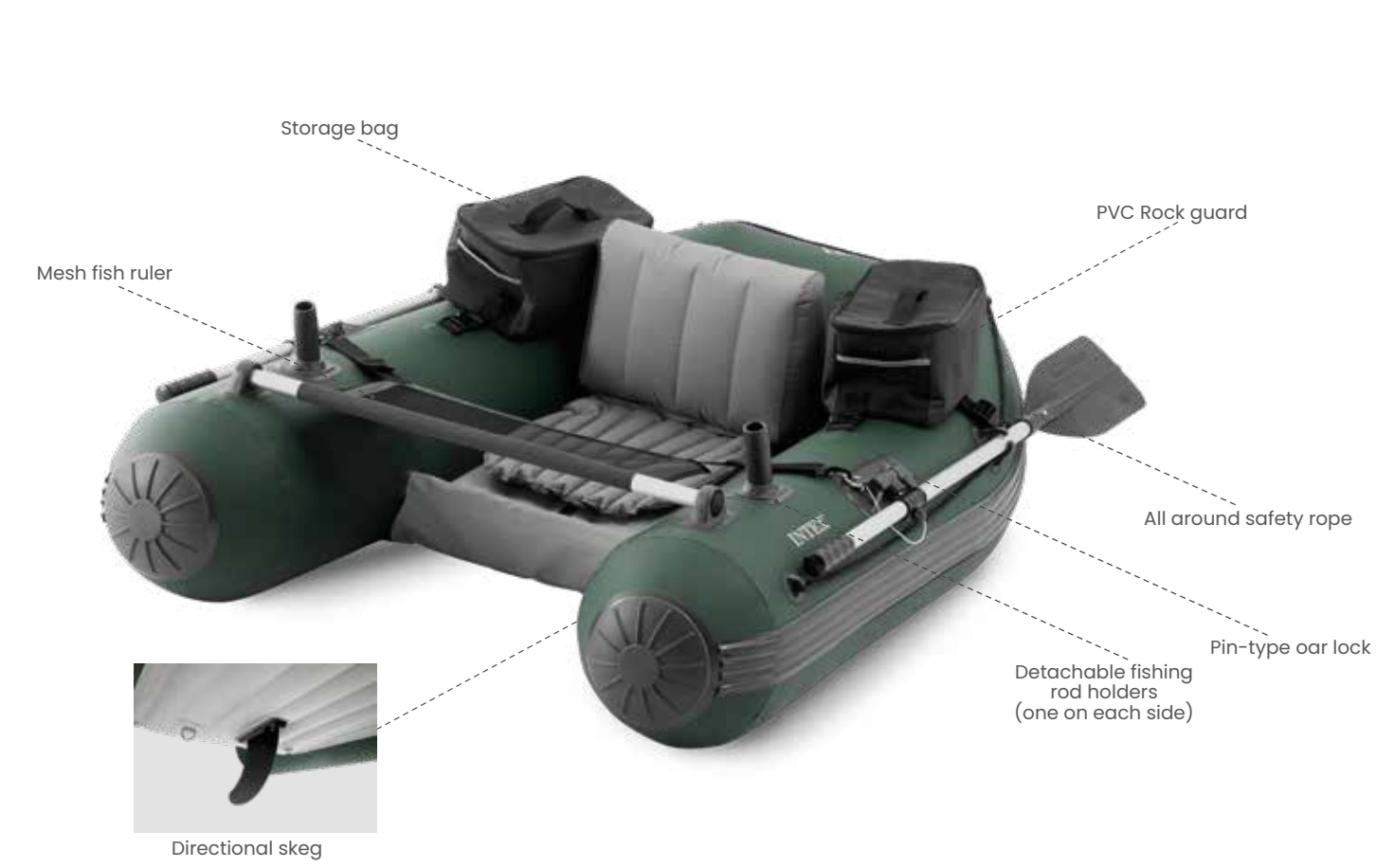
TRANSOM BOAT

- 36ga(0.9mm)-gauged PVC with polyester support, with excellent resistance to tearing, tension and breaking
- All seams are heat-welded for perfect seaming and guaranteed to last in fresh water, salt water and extreme humidity for the maximum strength and durability
- 4"(10cm)-gauged Drop-stitch technology for inflatable floor
- Detachable buckle type aluminum seats, easy-to-assemble, lightweighted and sturdy
- Quick-inflation valves ensure a simple setup or deflate easily for efficient storage
- Features safety grab rope and carrying handles for simple transporting
- Max. 3.6psi (0.25bar) for boat body and Max. 12psi (0.83bar) for floor high pressure design provides better stiffness and stability
- Features 4 air chambers construction to provide better buoyancy and stability
- All around PVC rock guard and wear-resistant floor keel
- Oxford Fabric carry bag
- TUV approved to ISO 6185 series standards
- U.S. Coastguard I.D.
- 54" Aluminum oars
- Dual action high pressure air pump



TRANSOM	MODEL	CASE PACK	CASE WEIGHT LB (KG)	INFLATED SIZE FT (CM)	PERSONS CAPACITY	CAPACITY LB (KG)	STANDARD	ACCESSORIES
68395EP/NP	Mariner 260	1	81.4 (37.0)	8'8" x 5'1" x 2' (264 x 155 x 61)	2	880 (400)	ISO 6185-1 NM-MA-ABYC	54" Aluminum oars dual action air pump
68396EP/NP	Mariner 310	1	94.4 (42.9)	10'2" x 5'1" x 2' (310 x 155 x 61)	3	1,100 (500)	ISO 6185-2 NM-MA-ABYC	54" Aluminum oars dual action air pump

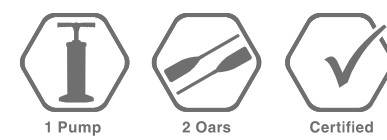
Pro Series - Big Catch Pro™ Fishing Tube



68381 Big Catch Pro™ Fishing Tube and Accessories

BIG CATCH PRO™ FISHING TUBE

- Inflated size: 5'5" x 3'11" x 1'3" (165cm x 120cm x 38cm)
- Weight capacity: 308 lb (140 kg)
- Inflate pressure: 0.08 bar (1.14 psi)
- 3-ply SUPER-TOUGH™ laminate construction with a polyester core for high strength and durability, ensuring high impact and abrasion resistance while retaining light weight and portability
- All around safety rope
- High-pressure inflation provides extra rigidity and stability, with high-pressure spring-loaded valves for easy inflation and fast deflation
- One removable skeg
- Two detachable fishing rod holders
- All-around rock guard
- Modular design for easy assembly



3-ply SUPER-TOUGH™ Construction employs a high molecular PVC that is unaffected by gasoline, oil and salt water. It is highly resistant to damage from abrasion, impact and sunlight. It also permits more air pressure for rigidity.



Rugged heavy-duty backpack with padded shoulder straps and two side pockets for storing paddles.



BIG CATCH PRO™ FINISHING TUBE	MODEL	CASE PACK	CASE WEIGHT LB (KG)	INFLATED SIZE FT (CM)	PERSONS CAPACITY	CAPACITY LB (KG)	STANDARD	ACCESSORIES
68381NP/EP	Big catch pro™ fishing tube	1	37.4 (17.0)	5'5" x 3'11" x 1'3" (165 x 119 x 38)	1	308 (140)	ISO 6185-1	54" Aluminum Oars 68605 Hand Pump

boats & kayaks

boats & kayaks

Pro Series - Dakota Quest™ Sit-on-Top Kayak

boats & kayaks



68245 Dakota Quest™ Sit-on-Top kayak and Accessories

DAKOTA QUEST™ SIT-ON-TOP KAYAK

- Inflated size: 10'6" L x 2'11" W x 8" (3.20m x 89cm x 20cm)
- Max. loading capacity: 352 lb/160 kg
- Recommended air pressure: 12 psi/0.83 bar
- Durable drop-stitch interior construction
- Accessories:
 - Dual-action air pump
 - 86" Kayak paddle
 - Large skeg
 - Collapsible back support seat
 - 2 removable fishing rod holders
 - 1 removable phone/action camera holder
 - Oxford fabric backpack



DAKOTA QUEST™ SIT-ON-TOP KAYAK	MODEL	CASE PACK	CASE WEIGHT LB (KG)	INFLATED SIZE FT (CM)	PERSONS CAPACITY	CAPACITY LB (KG)	ACCESSORIES
68245NP/EP	Dakota Quest™	1	41.5 (18.9)	10'6" L x 2'11" W x 8" H (320 x 89 x 20)	1	352 (160)	86" Aluminum PADDLE Dual action air pump

Basic



58329NP/EP EXPLORER™ 100	58330NP/EP 58331NP/EP EXPLORER™ 200 EXPLORER™ 200 SET	58332NP/EP EXPLORER™ 300 SET	58354NP/EP EXPLORER™ PRO 50	58355NP/EP EXPLORER™ PRO 100	58356NP/EP EXPLORER™ PRO 200
4'10" x 2'9" x 1'2" (147cm x 84cm x 36cm) INFLATED	6'1" x 3'1" x 1'4" (185cm x 94cm x 41cm) INFLATED	6'11" x 3'10" x 1'4" (211cm x 117cm x 41cm) INFLATED	4'6" x 2'9½" x 9" (137cm x 85cm x 23cm) INFLATED	5'3" x 3'1" x 11½" (160cm x 94cm x 29cm) INFLATED	6'5" x 3'4" x 1'1" (196cm x 102cm x 33cm) INFLATED
120 lb (55 kg)	210 lb (95 kg)	410 lb (186 kg)	88 lb (40 kg)	176 lb (80 kg)	264 lb (120 kg)
58331NP/EP, 58332NP/EP					
1 PUMP 2 OARS CERTIFIED					

Sport Series



66312NP/EP CHALLENGER™ 2 SET	66313NP/EP CHALLENGER™ 3 SET	66332NP/EP SEAHAWK™ 2 Set	66333NP/EP SEAHAWK™ 3 Set	66334NP/EP SEAHAWK™ 4 Set
7'9" x 3'9" x 1'4" (236cm x 114cm x 41cm) INFLATED	9'8" x 4'6" x 1'5" (295cm x 137cm x 43cm) INFLATED	7'9" x 3'9" x 1'4" (236cm x 114cm x 41cm) INFLATED	9'8" x 4'6" x 1'5" (295cm x 137cm x 43cm) INFLATED	11'6" x 4'9" x 1'7" (351cm x 145cm x 48cm) INFLATED
440 lb (200 kg)	704 lb (320 kg)	520 lb (240 kg)	790 lb (360 kg)	1,050 lb (480 kg)
1 PUMP 2 OARS CERTIFIED				

boats & kayaks

3.96m
3.66m
3.35m
3.05m
2.74m
2.44m
2.13m
1.83m
1.52m
1.22m
91cm
61cm
30cm

Pro Series

boats & kayaks



66324NP/EP 66325NP/EP

66324NP/EP
EXCURSION™ 4 SET

10'4" x 5'5" x 1'5"
(315cm x 165cm x 43cm)
INFLATED

1,100 lb (500 kg)



66325NP/EP
EXCURSION™ 5 SET

12' x 5'6" x 1'5"
(366cm x 168cm x 43cm)
INFLATED

1,320 lb (600 kg)

NEW



66305NP/EP 66306NP/EP

66305NP/EP
CHALLENGER™ K1

9' x 2'6" x 1'1"
(274cm x 76cm x 33cm)
INFLATED

220 lb (100 kg)



66306NP/EP
CHALLENGER™ K2

11'6" x 2'6" x 1'3"
(351cm x 76cm x 38cm)
INFLATED

400 lb (180 kg)



66307NP/EP

66307NP/EP
EXPLORER™ K2

10'3" x 3' x 1'8"
(312cm x 91cm x 51cm)
INFLATED

400 lb (180 kg)



Pro Series



68303NP/EP 68309NP/EP

68303NP/EP
EXCURSION™ PRO K1

10' x 3' x 1'6"
(305cm x 91cm x 46cm)
INFLATED

220 lb (100 kg)



68309NP/EP
EXCURSION™ PRO K2

12'7" x 3'1" x 1'6"
(384cm x 94cm x 46cm)
INFLATED

400 lb (180 kg)



68373NP/EP 68376NP/EP

68373NP/EP
MARINER™ 3 SET

9'9" x 4'2" x 1'6"
(297cm x 127cm x 46cm)
INFLATED

880 lb (400 kg)



68376NP/EP
MARINER™ 4 SET

10'9" x 4'9" x 1'7"
(328cm x 145cm x 48cm)
INFLATED

1,100 lb (500 kg)

NEW



68395NP/EP 68396NP/EP

68395NP/EP
MARINER™ 260

8'8" x 5'1" x 2'
(2,64m x 1,55m x 61cm)
INFLATED

880 lb (400 kg)



68396NP/EP
MARINER™ 310

10'2" x 5'1" x 2'
(3,10m x 1,55m x 61cm)
INFLATED

1,100 lb (500 kg)



68381NP/EP

68381NP/EP
BIG CATCH PRO™ FISHING TUBE

5'5" x 3'11" x 1'3"
(165cm x 119cm x 38cm)
INFLATED

308 lb (140 kg)



68245NP/EP

68245NP/EP
DAKOTA QUEST™ SIT-ON-TOP KAYAK

10'6" L x 2'11" W x 8"
(320cm x 89cm x 20cm)
INFLATED

352 lb (160 kg)



3.96m
3.66m
3.35m
3.05m
2.74m
2.44m
2.13m
1.83m
1.52m
1.22m
91cm
61cm
30cm

boats & kayaks

Boat Accessories

boats & kayaks



69629/E

KAYAK PADDLE

- 86" (2.18m) assembled length
 - Ribbed spoon shaped-blades for maximum performance
 - Strong and lightweight aluminum shaft
 - Comfortable grips with drip rings
 - 3-position feather adjustability
 - Polybag with header
 - TUV RL approved
- 6 ea, 15.3 lb (6.9 kg)



59623/E

FRENCH OARS

- 48" (1.22m)
 - Easy 3-piece assembly
 - Ribbed blade
 - Retainer rings for oar locks
 - TUV RL approved
 - Polybag with header
- 6 pairs, 14.4 lb (6.5 kg)



69625/E

BOAT OARS

- Two 54" (1.37m) oars
 - Easy 3-piece assembly
 - Retainer rings for oar locks
 - Ribbed blades for durability and performance
 - TUV RL approved
 - Polybag with header
- 6 pairs, 21.2 lb (9.6 kg)



68624NP/EP

MOTOR MOUNT KIT

- For Challenger™ 3; Seahawk™ 2, 3, 4; Excursion™ 4, 5; and Mariner™ 3, 4 boats
 - Heavy-duty composite mount with aluminum supports
 - Fits up to 3.0 hp motors
 - Easy to attach
- 3 ea, 16.5 lb (7.5 kg)

SHELF BOX




Control box

Battery cable

Tilt/extend tiller

Adjustable mounting bracket

Composite shaft

Propeller

Quiet motor

68631/E

TROLLING MOTOR

- For Challenger™ 3; Seahawk™ 2, 3, 4; Excursion™ 4, 5; and Mariner™ 3, 4 boats
- Built-in battery meter
- Tilt/extend tiller
- Quiet motor
- Weed-escape mode
- Suitable for freshwater and saltwater

- Easy to attach
 - Battery not included
 - Shelf box with full-color label
- 2 ea, 52.3 lb (23.8 kg)

SHELF BOX


Voltage	12V DC
Power	420W
Thrust	40 lb / 178 (N)
Shaft Length	36in / 91.40cm
Speed	5-forward / 3-reverse

boats & kayaks

SUP Boards



AquaQuest® Series


Performance combined with outstanding quality for a great experience on the water. Available in 2 sizes to fit any paddler or riding style. Perfect for paddlers of all skill levels.

DROP STITCH TECHNOLOGY
Inflatable structure with twin walled rails that is lightweight and portable.

AquaQuest® 350T Touring SUP



AquaQuest® 320 SUP



85" (2.16m) paddle

68247NP/EP

AQUAQUEST® 350T TOURING SUP

- 11'6" L x 27" W x 6" H (3.51m x 79cm x 15cm)
- Max. loading capacity: 352 lb/160 kg
- Recommended air pressure: 18 psi/1.25 bar
- 1 ea, 30.8 lb (14.0 kg)

WEIGHT LIMIT | SHELF BOX | REPAIR PATCH
352 lb/160 kg | |

- Accessories:
- Dual-action air pump
- 85" dual-purpose paddle
- Large skeg
- Safe and comfortable leash
- Slip-resistant EVA pad
- Latex elastic storage rope
- Oxford fabric backpack



1 Pump

1 Paddle

Certified



85" (2.16m) paddle

68242 NP/EP

AQUAQUEST® 320 SUP

- 10'6" L x 2'8" W x 6" H (3.20m x 81cm x 15cm) inflated
- Max. loading capacity: 330 lb/150 kg
- Recommended air pressure: 18 psi/1.24 bar
- 1 ea, 31.0 lb (14.1 kg)

WEIGHT LIMIT | SHELF BOX | REPAIR PATCH
330 lb/ 150 kg | |

- Accessories:
- Dual action air pump
- 65"-85" adjustable paddle
- 1-piece large skeg
- 2-piece small skegs
- Safe and comfortable leash
- Slip-resistant EVA pad
- Latex elastic storage rope
- Oxford fabric backpack



1 Pump

1 Paddle

Certified



Bop Bags & In Toyz®



44672NK
BOP BAGS

- Blond Boxer and Red Head Boxer
24 ea, asst, 16.9 lb (7.7 kg)

Blond Boxer: 37" x 29" (94cm x 74cm)
Red Head Boxer: 36" x 22" (91cm x 56cm)

AGE | PEGABLE BOX
3+ |

44672EK
same as 44672NK
EKA - Blond
EKB - Red Head

44669NK
BOP BAGS

- Dragon, Dinosaur and Dolphin
24 ea, asst, 17.5 lb (8.0 kg)

Dragon: 37" x 22" (94cm x 56cm)
Dinosaur: 37" x 24" (94cm x 61cm)
Dolphin: 38" x 24" (97cm x 61cm)

AGE | PEGABLE BOX
3+ |

44669EK
same as 44669NK
EKA - Dragon
EKB - Dinosaur
EKC - Dolphin



68556NP
HAPPY ANIMAL CHAIRS
• Approximate inflated size:
12 ea, asst, 24.8 lb (11.3 kg)

Bear: 25½" L x 25" W x 31" H
(65cm x 64cm x 79cm)
Blue Panda: 25½" L x 25" W x 27½" H
(65cm x 64cm x 70cm)

AGE | WEIGHT LIMIT | REPAIR PATCH | SHELF BOX
3-8 | 77 lb/35 kg | |

68556EP
same as 68556NP
EPA - Bear
EPB - Blue Panda





49600NP/EP
FUN BALLZ™
 • 100 air-filled 3½" (8cm) diameter Fun Ballz™
 • 6 colors
 • 6 ea, 20.7 lb (9.4 kg)
 AGE
2+



49602NP/EP
SMALL FUN BALLZ™
 • 100 air-filled 2½" (6.5cm) diameter Fun Ballz™
 • 6 colors
 • 6 ea, 14.0 lb (6.4 kg)
 AGE
2+

NEW



48525NP/EP
WATER PLAY MAT
 • 38½" L x 38½" W x 2½" H (98cm x 98cm x 6cm) inflated
 • Water play mat with colorful ocean theme
 • Floating sea creatures encourage sensory exploration
 • Cushioned edges provide comfortable support for babies
 • 6 ea, 13.6 lb (6.2 kg)
 AGE | REPAIR PATCH | SHELF BOX
3m+ | |



48677NP/EP
TURTLE COVE PLAYLAND
 • Approximate set-up size: 86" L x 81" W x 38" H (2.18m x 2.06m x 97cm)
 • Capacity 6" (15cm) of wall height: 31 gal (119L)
 • Use as a paddling pool or a ball pit
 • drain plug
 • 1 ea, 12.9 lb (5.9 kg)
 AGE | REPAIR PATCH | SHELF BOX
2+ | |



Jump-O-Lene™



48259NP/EP

JUMP-O-LENE™ CASTLE BOUNCER

- Approximate inflated size: 69" L x 69" W x 53" H (1.75m x 1.75m x 1.35m)
- Castle with four turrets is great for kids' imaginations and hours of playtime
- Soft, inflatable floor and high walls provide a safe bouncing platform

1 ea, 25.7 lb (11.7 kg)

AGE	WEIGHT LIMIT	REPAIR PATCH	SHELF BOX
3-6	120 lb/54 kg		



48260NP/EP

PLAYHOUSE JUMP-O-LENE™

- Approximate inflated size: 68½" L x 68½" W x 44" H (1.74m x 1.74m x 1.12m)
- Soft, inflatable floor and high walls provide a safe bouncing platform
- Reinforced net surrounding sides
- Crawl-through door

2 ea, 41.0 lb (18.6 kg)

AGE	WEIGHT LIMIT	REPAIR PATCH	SHELF BOX
3-6	120 lb/54 kg		

NEW



48255NP/EP

JUMP-O-LENE RAINBOW CASTLE BOUNCER

- Approximate inflated size: 69" L x 69" W x 57" H (1.75m x 1.75m x 1.45m)
- Bright rainbow castle design sparks imaginative play
- Crawl-through door

1 ea, 24.7 lb (11.2 kg)

AGE	WEIGHT LIMIT	REPAIR PATCH	SHELF BOX
3-6	120 lb/54 kg		



Manual Pumps



69611/E BELLOWS FOOT PUMP

- 11" (28cm)
- TUV RL approved
- Inflates and deflates
- Accordion hose with 3 nozzles
- Shrink wrapped with litho label
- 6 ea, 9.9 lb (4.5 kg)



68610/E GIANT BELLOWS FOOT PUMP

- 50% more air flow than #69611
- 12" (30cm)
- TUV RL approved
- Inflates and deflates
- Accordion hose with 3 nozzles
- Shelf box
- 6 ea, 13.5 lb (6.1 kg)



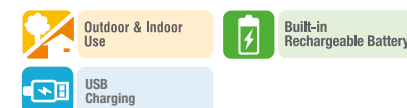
69613/E DOUBLE QUICK™ MINI HAND PUMP

- 1½" (29cm)
- TUV RL approved
- Inflates on fore and back strokes
- 24 ea, 7.5 lb (3.4 kg)



66647/E/EV QUICKFILL™ 200R TINY AIR PUMP

- 3.7V 2AH li-ion rechargeable battery
- Inflates and deflates
- Lightweight and compact design
- Suitable for indoor and outdoor use
- Includes carabiner hook for easy carrying
- Built-in LED light doubles as a lantern
- 2 interconnecting nozzles
- CE-approved
- Shelf box



66616/E/EV QUICKFILL™ USB150 AIR PUMP

- Powered by 5V USB-A power source rated 2A and higher
- Inflates and deflates
- Lightweight and portable
- 2 interconnecting nozzles
- CE-approved
- Shelf box



66637/E/EV QUICKFILL™ USB200R RECHARGEABLE AIR PUMP

- Powered by 5V USB-A power source rated 2A and higher
- 4.8V 2AH Ni-MH rechargeable battery
- Inflates and deflates
- Type A port supports power bank, charging phones, USB lights, etc.
- Lightweight and portable
- 2 interconnecting nozzles
- CE-approved
- Shelf box



66645E/EV (110-120V) 66646 (220-240V) shown QUICKFILL™ AC400 ELECTRIC PUMP

- 2 interconnecting nozzles
- Inflates and deflates
- Thermal protector incorporated for safety
- Lower noise level
- cSGSUS approved (110-120V)
- GS- and CE-approved (220-240V)
- Shelf box



68612/E DOUBLE QUICK™ I HAND PUMP

- 1½" (29cm)
- TUV RL approved
- Inflates on up and down strokes
- 0.9L per cycle
- Accordion hose with 3 nozzles
- Shelf box
- 12 ea, 11.0 lb (5.0 kg)



68614/E DOUBLE QUICK™ II HAND PUMP

- 2 times the air flow of #68612
- 14" (36cm)
- TUV RL approved
- Inflates on up and down strokes
- 1.7L per cycle
- Accordion hose with 3 nozzles
- Shelf box
- 4 ea, 6.1 lb (2.8 kg)



68605/E DOUBLE QUICK™ III S HAND PUMP

- 3 times the air flow of #68612
- 14½" (37cm)
- TUV RL approved
- 3 interconnecting nozzles with hose
- Inflates and deflates
- Inflates on up and down strokes
- 2.8L per cycle
- Shelf box
- 3 ea, 6.4 lb (2.9kg)



68615/E DOUBLE QUICK™ III HAND PUMP

- 3½ times the air flow of #68612
- 19" (48cm)
- TUV RL approved
- Large nozzle threaded for athletic ball inflating needle (one included)
- Inflates athletic balls up to 8 psi
- Inflates and deflates
- Pumps on up and down strokes
- 3.3L per cycle
- Accordion hose with 4 nozzles
- Shelf box
- 3 ea, 7.6 lb (3.5 kg)



68606/E DOUBLE QUICK™ SPORT HIGH PRESSURE HAND PUMP

- Dual action pump quickly inflates kayaks, paddle boards, and towables
- Manometer with pressure gauge
- Maximum pressure: 24 PSI
- Delivers up to 3.4L per cycle with dual-direction pumping
- Includes 3 nozzles to fit most inflatable water-sport gear
- Portable design for easy carry and storage
- 25" (64cm)
- Shelf box
- 3 ea, 12.1 lb (5.5 kg)



66638/E/EV QUICKFILL™ BATTERY PUMP

- 3 interconnecting nozzles
- Battery-powered for indoor and outdoor use
- Operates on 6 C-cell size batteries
- Inflates and deflates
- CE-approved
- Shelf box



66633E/EV (110-120V) shown 66634 (220-240V) QUICKFILL™ AC/DC ELECTRIC PUMP

- 3 interconnecting nozzles
- Inflates and deflates
- 12V DC & AC power adapter for easy outdoor and indoor use
- Increased air flow and pressure with reduced power consumption
- Thermo protector incorporated for safety
- TUV approved (110-120V)
- GS- and CE-approved (220-240V)
- Shelf box



66639E/EV (110-120V) shown 66640 (220-240V) QUICKFILL™ AC ELECTRIC PUMP

- 3 interconnecting nozzles
- Inflates and deflates
- Increased air flow and pressure with reduced power consumption
- Thermo protector incorporated for safety
- TUV approved (110-120V)
- GS- and CE-approved (220-240V)
- Shelf box



66636/E/EV QUICKFILL™ DC ELECTRIC PUMP

- 3 interconnecting nozzles
- Inflates and deflates
- Plug into 12V DC automobile cigarette lighter or 12V DC accessory outlet
- cSGSUS approved
- CE-approved
- Shelf box



air pumps



66641E/EV (110-120V) shown
66642 (220-240V)

QUICKFILL™ RECHARGEABLE ELECTRIC PUMP

- 3 interconnecting nozzles
- A 12V DC power adapter for vehicle charging and a household AC power adapter for home charging
- 12V DC to inflate and deflate while recharging
- Automatic over-charge cut off for safety protection
- New shape with easy carry handle
- cSGSUS approved (110-120V)
- CE-approved (220-240V)
- Shelf box

Outdoor & Indoor Use, 12V Car Adapter, Nozzles Fit Any Valve Size, Built-in Rechargeable Battery, Rechargeable with AC or car



66643E/EV (110-120V) shown
66644 (220-240V)

QUICKFILL™ AC ELECTRIC PUMP

- 3 interconnecting nozzles with hose
- Inflates and deflates
- Thermo protector incorporated for safety
- New shape with easy carry handle
- TUV approved (110-120V)
- GS- and CE-approved (220-240V)
- Shelf box

Indoor Use, 110-120V AC 220-240V AC, Nozzles Fit Any Valve Size



68608E (110-120V)
68609 (220-240V) shown

QUICKFILL™ HIGH PSI INDOOR/OUTDOOR ELECTRIC PUMP

- For both indoor and outdoor use — plugs into cigarette lighter or household electrical outlet
- 3 interconnecting nozzles with hose
- Inflates and deflates
- 2-speed switch
- Inflates athletic balls up to 12 psi
- Increased air flow with reduced power consumption
- Detachable DC cigarette cord
- cSGSUS approved (110-120V)
- GS- and CE-approved (220-240V)
- Shelf box

Outdoor & Indoor Use, AC or Car, Nozzles Fit Any Valve Size

NEW



66650/E/EV
QUICKFILL™ ELECTRIC SUP PUMP

- Ideal for inflating SUPs, kayaks, boats, and tents
- Inflates and deflates
- 5 interchangeable nozzles with hose
- 3 pressure units: psi, kpa, and bar
- Auto shut-off at preset pressure
- LED light with steady and flashing modes
- Powerful output up to 20 psi / 1.4 bar
- Dual power options: rechargeable battery or 12V car outlet
- High-pressure mode activates at approx. 0.8 PSI
- cSGSUS and CE certified
- Shelf box

Outdoor & Indoor Use, 12V Car Adapter, Nozzles Fit Any Valve Size, Built-in Rechargeable Battery



ITEM#	66647/E/EV	66616/E/EV	66637/E/EV	66645E/EV	66646	66638/E/EV	66633E/EV	66634	66639E/EV	66640	66636/E/EV	66641E/EV	66642	66643E/EV	66644	68608E	68609	66650/E/EV
110-120 AC												CHARGING ONLY						
220-240 AC														CHARGING ONLY				
USB	CHARGING ONLY																	CHARGING ONLY
12 DC																		
Batteries	Rechargeable battery		Rechargeable battery			Disposable battery						Rechargeable battery	Rechargeable battery					Rechargeable battery
Outdoor Use																		
Accordion Hose with 3 Nozzles																		
3 Interconnecting Nozzles																		5 NOZZLES
2 Nozzles																		
Max. Air Flow (L/min)	≥200 (7.0CFM)	≥150 (5.3CFM)	≥200 (7.0CFM)	≥400 (14.1CFM)	≥400 (14.1CFM)	≥420 (14.8CFM)	≥480 (17.0CFM)		≥650 (23.0CFM)	≥650 (23.0CFM)	≥650 (23.0CFM)	≥650 (23.0CFM)	≥650 (23.0CFM)	≥1100 (38.9CFM)	≥1100 (38.9CFM)	≥400 (14.1CFM)	≥400 (14.1CFM)	≥300 (10.6CFM)
Case Pack	12 ea	12 ea	12 ea	6 ea	6 ea	6 ea	6 ea	6 ea	6 ea	6 ea	6 ea	4 ea	4 ea	4 ea	4 ea	4 ea	4 ea	2 ea
Weight lb (kg)	6.0 lb (2.7 kg)	7.4 lb (3.4 kg)	11.1 lb (5.0 kg)	8.7 lb (4.0 kg)	8.6 lb (3.9 kg)	5.9 lb (2.7 kg)	7.6 lb (3.5 kg)	7.9 lb (3.6 kg)	7.4 lb (3.4 kg)	7.3 lb (3.3 kg)	8.0 lb (3.6 kg)	9.2 lb (4.2 kg)	10.3 lb (4.7 kg)	9.2 lb (4.2 kg)	9.0 lb (4.1 kg)	15.6 lb (7.1 kg)	15.5 lb (7.1 kg)	12.3 lb (5.6 kg)

air pumps

Product Locator Table

product locator

ITEM #	DESCRIPTION	PAGE	ITEM #	DESCRIPTION	PAGE	ITEM #	DESCRIPTION	PAGE	ITEM #	DESCRIPTION	PAGE
44669	BOP BAGS	121	56119	SWEETHEART POOL	59	56825	RIVER RUN™ 1	38	57551	REALISTIC GATOR	44
44672	BOP BAGS	120	56120	STRAWBERRY POOL	59	56842	FLOATING MAT	43	57555	SEA TURTLE	45
48255	JUMP-O-LENE™	125	56126	SPRAY POOL	83	56843	RIVER RUN™ 1	39	57556	BABY DUCK	62
48259	JUMP-O-LENE™	124	56134	PLAY CENTER	66	56874	LOUNGE	37	57558	FLAMINGO	62
48260	JUMP-O-LENE™	125	56136	PLAY CENTER	67	57100	BABY POOL	12	57560	SHARK	47
48525	BABY MAT	123	56139	PLAY CENTER	64	57106	BABY POOL	74	57561	UNICORN	63
48677	TURTLE PLAYLAND	123	56148	PLAY CENTER	67	57107	BABY POOL	12	57576	STINGRAY	44
49600	FUN BALLZ™	122	56171	SUNSET STRIPE POOL	80	57114	BABY POOL	75	57584	BRONTOSAURUS	45
49602	FUN BALLZ™	122	56178	DAISY PETAL POOL	60	57135	PLAY CENTER	72	57805	CABANA LOUNGERS	58
55503	UNDERWATER BALL	19	56182	COASTAL LUXE POOL	61	57149	PLAY CENTER	70	57867	SPLASH LOUNGES	57
55504	UNDERWATER STICK	19	56191	WAVY EDGE POOL	60	57161	PLAY CENTER	68	58159	AXOLOTL FLOAT	25
55507	UNDERWATER RING	19	56244	42" DONUT TUBE	54	57165	PLAY CENTER	65	58165	JOY RIDER	26
55508	UNDERWATER TORPEDOES	18	56261	42" TUBE	32	57166	PLAY CENTER	65	58172	SURF'S UP RIDERS	26
55602	PLAY GOGGLE	90	56263	DONUT TUBE	54	57170	MINI FRAME™ POOL	76	58263	38" TUBE	33
55609	EAR PLUGS SET	95	56268	45" TRUCK TUBE	33	57177	SWIM CENTER™	88	58292	CANOPY ISLAND	42
55610	FUN GOGGLES	91	56274	GLITTER TUBE	54	57180	SWIM CENTER™	14	58329	EXPLORER™ 100	16
55611	JUNIOR GOGGLES	91	56441	SUNSET POOL	13	57181	SWIM CENTER™	14	58330	EXPLORER™ 200	16
55642	SWIM GEAR SET	91	56451	5' X 10" SNAPSET™	84	57189	SWIM CENTER™	88	58331	EXPLORER™ 200 SET	16
55647	SWIM GEAR SET	93	56452	6' X 15" SNAPSET™	85	57190	SWIM CENTER™	86	58332	EXPLORER™ 300	16
55648	SWIM GEAR SET	94	56475	SWIM CENTER™	86	57403	RECTANGULAR POOL	13	58354	EXPLORER™ PRO 50	17
55661	KIDS GOGGLES	93	56483	SWIM CENTER™	15	57412	SUNSET POOL	12	58355	EXPLORER™ PRO 100	17
55662	SPORT GOGGLE	93	56500	FLOATING HOOPS	50	57422	SUNSET POOL	12	58356	EXPLORER™ PRO 200	17
55664	SPORT GOGGLE	92	56508	VOLLEYBALL GAME	51	57444	PLAY CENTER	69	58412	POOL COVER	89
55665	SPORT GOGGLE	93	56517	BANANA FLOAT	56	57453	PLAY CENTER	71	58417	BABY POOL	74
55916	PLAY MASK	91	56573	KIDDIE FLOAT	22	57470	SUN SHADE POOL	82	58418	CRAB BABY POOL	75
55929	SPORT SNORKEL	95	56585	BABY FLOAT	23	57471	AQUARIUM POOL	80	58426	CRYSTAL POOL	13
55949	SWIM GEAR SET	94	56587	BABY FLOAT	21	57482	OVAL POOL	79	58427	BABY POOL	77
55975	SPORT MASK	94	56794	LUXE LOUNGES	42	57520	WAVE RIDER	49	58431	SOFT SIDE POOL	82
55977	SPORT MASK	94	56798	FABRIC-COVERED LOUNGER	57	57524	LIL' SEA TURTLE	46	58432	BREEZE POOL	78
55978	SPORT MASK	93	56801	FLOAT LOUNGES	36	57525	WHITE SHARK	44	58441	CHERRY SPRAY POOL	61
55985	KIDS SWIM MASKS	91	56816	CABANA CLOUD LOUNGES	58	57528	LOBSTER	48	58446	CRYSTAL POOL	13
55992	SWIM CAP	95	56822	MEGA CHILL	40	57531	JET FIGHTER	49	58448	WATERMELON POOL	79


All Intex products in this catalog are manufactured from 6P Free PVC, which contains less than 0.1% (1,000ppm) of the following 6 phthalates: DEHP, DBP, BBP, DINP, DIDP and DNOP.

EU: Select armbands, swim vests, baby floats and kickboards may include a notation suffix, "EU". These products are in compliance with European EN13138-1/2/3 "Buoyant aids for swimming instructions" standard. Select tubes, air mats, lounges and islands may include a notation suffix "EU". These products are in compliance with European EN ISO 25649-1/2/3/4 "Floating leisure articles for use on and in the water" standard.

As a part of our program of product development and improvement, the detail specifications of the products shown in this catalog may be changed. For current specifications on any product, please contact your supplier of Intex products.

ITEM #	DESCRIPTION	PAGE	ITEM #	DESCRIPTION	PAGE	ITEM #	DESCRIPTION	PAGE	ITEM #	DESCRIPTION	PAGE
58467	SPLASH POOL	78	58859	SIT 'N FLOAT	9	59586	KIDDIE FLOAT	23	66643	120V PUMP	128
58472	8' X 18" SNAPSET™	85	58868	RECLINER	41	59590	PUFF 'N PLAY™	18	66644	230V PUMP	128
58477	4' X 10" SNAPSET™	84	58890	18-POCKET	10	59623	FRENCH OARS	114	66645	120V AC400 PUMP	127
58480	FISHY FUN POOL	81	58894	18-POCKET	11	59631	REPAIR PATCH	89	66646	230V AC400 PUMP	127
58484	SWIM CENTER™	15	58924	BABY POOL	12	59642	ARM BANDS	7	66647	TINY USB PUMP	127
58485	SWIM CENTER™	89	59020	20" BEACH BALL	6	59651	ARM RINGS	20	66650	ELECTRIC SUP PUMP	128
58497	FAMILY LOUNGE POOL	87	59030	24" BEACH BALL	6	59653	ARM BANDS	20	68209	48" RIVER RAT™	32
58504	FLOATING HOOPS	50	59040	20" BEACH BALL	22	59661	SWIM VEST	21	68242	320 SUP	119
58507	GOALS GAME	51	59065	42" BEACH BALL	22	59703	ECONOMAT	10	68245	SIT ON TOP	110
58523	LIL' WHALE	46	59157	MESH FLOATS	25	59717	NEON MAT	34	68247	TOURING SUP	118
58535	DOLPHIN	46	59220	SWIM RING	28	59720	FASHION MAT	35	68303	EXCURSION™ PRO K1	105
58546	LIL' GATOR	47	59221	ANIMAL RINGS	27	59894	18-POCKET	11	68307	EXPLORER™ K2	103
58561	WHALE	48	59230	20" SWIM RING	27	59895	18-POCKET	11	68309	EXCURSION™ PRO K2	105
58562	GIANT GATOR	47	59241	24" SWIM RING	27	66305	CHALLENGER™ K1	102	68373	MARINER™ 3 SET	107
58641	ARM BANDS	7	59242	24" SWIM RING	28	66306	CHALLENGER™ K2	102	68376	MARINER™ 4 SET	107
58642	ARM BANDS	7	59251	36" TUBE	31	66312	CHALLENGER™ 2 SET	98	68381	BIG CATCH PRO	109
58652	ARM BANDS	21	59252	36" TUBE	33	66313	CHALLENGER™ 3 SET	98	68395	MARINER 260	108
58660	SWIM VEST	21	59256	36" TUBE	30	66324	EXCURSION™ 4 SET	101	68396	MARINER 310	108
58671	SWIM VEST	7	59258	30" TUBE	8	66325	EXCURSION™ 5 SET	101	68556	CHAIR ASST.	121
58675	ARMBANDS W/ SWIM BELT	20	59259	32" TUBE	30	66332	SEAHAWK™ 2 SET	99	68605	HAND PUMP	126
58727	SWEETHEART FLOAT	56	59260	30" TUBE	9	66333	SEAHAWK™ 3 SET	99	68606	HAND PUMP	126
58731	CUTTLEFISH FLOAT	26	59262	36" TUBE	9	66334	SEAHAWK™ 4 SET	99	68608	120V PUMP	128
58738	BOBA BUDDY FLOAT	55	59266	ANIMAL TUBE	29	66616	USB150 PUMP	127	68609	230V PUMP	128
58739	AVOCADO BUDDY FLOAT	55	59271	COASTAL CABANA TUBES	31	66633	120V PUMP	127	68610	FOOT PUMP	126
58802	KING KOOL™	36	59380	POOL CRUISER	24	66634	230V PUMP	127	68612	HAND PUMP	126
58807	TOTE-N-FLOAT™	34	59405	MY FIRST POOLS	74	66636	12V PUMP	127	68614	HAND PUMP	126
58821	MEGA CHILL 2	40	59416	CRYSTAL POOL	13	66637	USB200R PUMP	127	68615	HAND PUMP	126
58825	RIVER RUN™ 1	38	59421	STARFISH POOL	77	66638	BATTERY PUMP	127	68624	MOTOR MOUNT	115
58836	MESH MAT	41	59460	STARFISH POOL SET	77	66639	120V PUMP	127	68631	BATTERY MOTOR	115
58837	RIVER RUN™ 2	39	59515	POOL NOODLES	25	66640	230V PUMP	127	69611	FOOT PUMP	126
58849	WATER SLIDE	73	59570	POOL RIDER	24	66641	120V PUMP	128	69613	HAND PUMP	126
58854	CONNECT LOUNGE	38	59574	BABY FLOAT	23	66642	230V PUMP	128	69625	BOAT OARS	114
									69629	KAYAK PADDLE	114

AGE GRADING

 This icon indicates an item has an age recommendation of 3-6.

PRODUCT SIZES

Except for pools, boats and In Toyz®, approximate deflated dimensions are shown.

PACKAGING

Unless indicated otherwise, each product is packed in a polybag with a full-color insert.

TRADEMARKS

®™ Trademarks used in some countries of the world under license from Intex Marketing Ltd. to Intex Development Co. Ltd. and Intex Recreation Corp.

product locator